



KENYA STATISTICS PACKAGE



Statistical Summary

as of
31-Jul-2021

Refugees and Asylum Seekers in Kenya

	Total Refugee & Asylum Seeker Population	Dadaab Camp	Kakuma Camp	Kalobeyei Settlement	Urban (Eldoret)	Urban (Nbi, Msa & Nak)	
A. Refugees and Asylum Seekers	525,671	227,429	170,267	43,260	2,283	82,432	- Page 2
B. Registration	15,442	0	13,741			1,701	- Page 6
C. Refugee Status Determination							- Page 7
1. Applied	5,422	38	3,936			1,448	
2. Recognized	548	0	419			129	
3. Rejected	0	0	0			0	
4. Pending	56,174	1,563	26,795			27,816	
D. 2021 Resettlement Submissions	518						- Page 8
E. 2021 Resettlement Departures	239						- Page 9
F. 2021 Voluntary Repatriation	1,159	619	502			38	- Page 10

SUMMARY:

The refugee and asylum-seeker population in Kenya stood at **525,671** persons as of 31 July 2021, which comprises 469,497 (89%) refugees and 56,174 (11%) asylum-seekers. This is a slight increase from the June'2021 population of 521,185. This is mainly due to the steady increase in the number of new arrivals, mainly from South Sudan, Burundi, the Democratic Republic of the Congo, and Somalia. The Refugee Affairs Secretariat (RAS), in collaboration with UNHCR, is currently undertaking a verification and intention survey exercise in Dadaab Camps, albeit with strict adherence to the COVID-19 safety protocols with the help of Ministry of Health (MoH), Médecins Sans Frontiers (MSF) and the Kenya Red Cross Society (KRCS). The total so far verified since the start of the exercise is: 28,624 individuals. Continuous registration activities are gradually resuming, albeit with strict adherence to the recommended Ministry of Health COVID-19 safety guidelines across the country.

1. Population decreases:

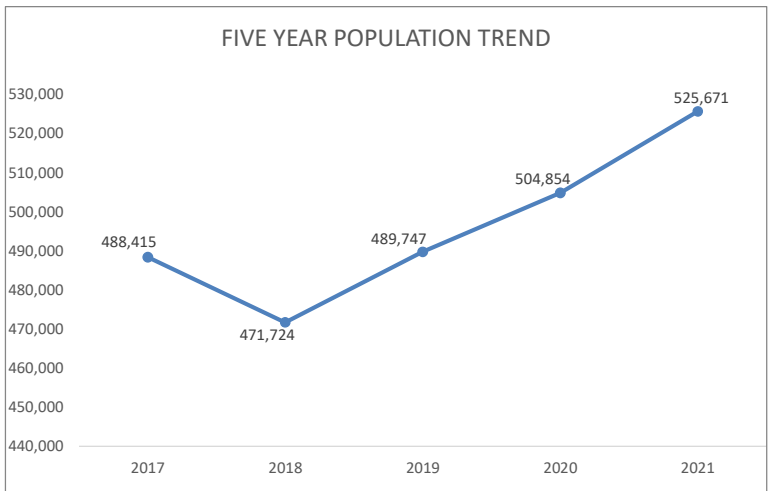
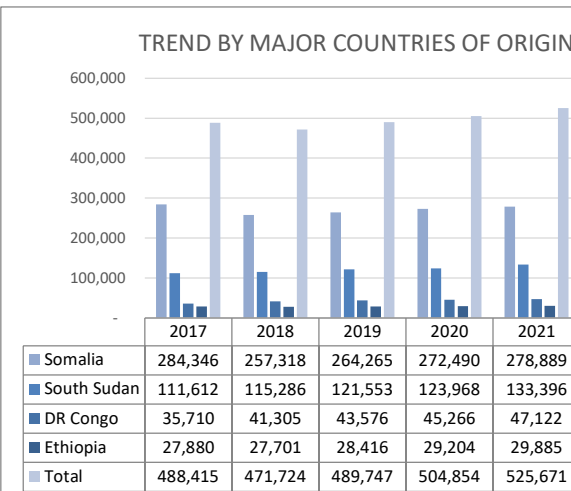
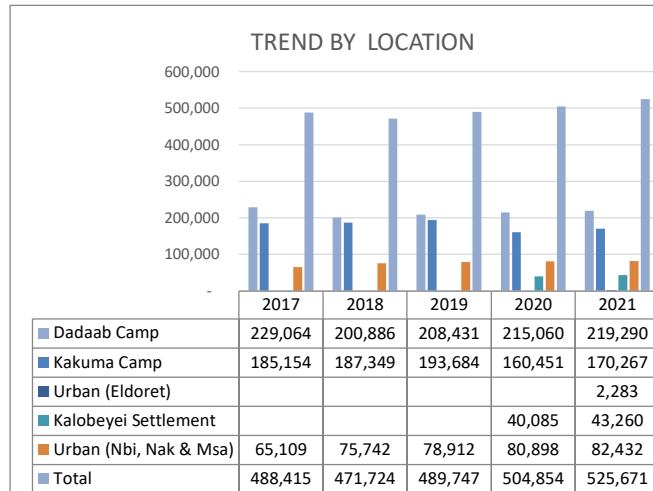
- **Voluntary Repatriation** From 1 January to 31 July 2021, UNHCR and partners have so far assisted a total of **1,159** persons, including 504 Somalis, to return to their places of origin voluntarily.
- **Resettlement:** From 1 January to 30 June 2021, a total of **239** refugees departed to various resettlement countries.
- **Other Decreases:** Closure/Inactivation of 394 individuals during continuous registration activities.

2. Population increases:

- **New registration** A total of **3,484** individuals were registered during the reporting period, mainly additions of newly born babies. Hence, the total number of persons registered since January 2021 stands at 15,442 [Camps: 13,741 and Urban: 1,701] – an average increase of 2,206 per month. They were mainly from Burundi, DR Congo, Ethiopia, Somalia, South Sudan and Sudan. Refugee Affairs Secretariat (RAS) in Kakuma was able to resume registration activities after UNHCR assisted RAS to put in place a range of COVID-19 prevention measures (PPEs, screens in interview rooms, reorganised queuing, appointment system etc. In other locations, emergency and vulnerable refugees were considered on a case-by-case basis and were exceptionally registered.
- **Other Increases:** Reactivation of 1,072 individuals were reactivated after re-establishing contact with Refugee Affairs Secretariat offices during continuous registration activities.

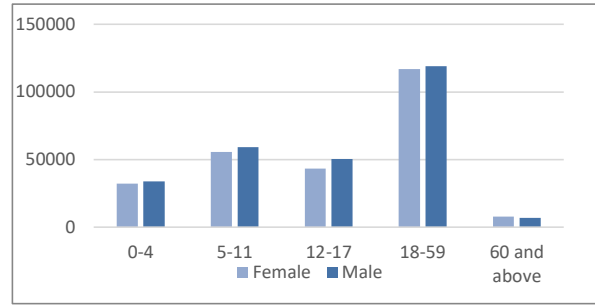
REFUGEES AND ASYLUM SEEKERS IN KENYA BY COUNTRY OF ORIGIN AND LOCATION

Country of Origin	2017				2018				2019				2020				2021						
	Dadaab Camp	Kakuma Camp	Nairobi	Total	Dadaab Camp	Kakuma Camp	Nairobi	Total	Dadaab Camp	Kakuma Camp	Urban (Nbi, Nak & Msa)	Total	Dadaab Camp	Kakuma Camp	Kalobeyei Settlement	Urban (Nbi, Nak & Msa)	Total	Dadaab Camp	Kakuma Camp	Kalobeyei Settlement	Urban (Eldoret)	Urban (Nbi, Nak & Msa)	Total
Total	238,152	185,154	65,109	488,415	208,633	187,349	75,742	471,724	217,151	193,684	78,912	489,747	223,420	160,451	40,085	80,898	504,854	227,429	170,267	43,260	2,283	82,432	525,671
Somalia	229,064	35,549	19,733	284,346	200,886	33,844	22,588	257,318	208,431	34,620	21,214	264,265	215,060	35,743	104	21,583	272,490	219,290	37,129	113	55	22,302	278,889
South Sudan	990	105,168	5,454	111,612	978	108,450	5,858	115,286	938	112,189	8,426	121,553	625	85,107	29,778	8,458	123,968	642	89,571	32,498	2,182	8,503	133,396
DR Congo	114	11,533	24,063	35,710	93	12,232	28,980	41,305	77	13,453	30,046	43,576	78	12,990	1,487	30,711	45,266	79	14,681	1,612	4	30,746	47,122
Ethiopia	7,759	10,470	9,651	27,880	6,478	10,502	10,721	27,701	7,502	10,148	10,766	28,416	7,480	5,605	5,017	11,102	29,204	7,245	5,959	5,148	1	11,532	29,885
Burundi	83	10,134	2,611	12,828	65	10,020	3,237	13,322	72	11,235	3,791	15,098	64	9,437	2,791	4,228	16,520	64	10,712	2,907	6	4,223	17,912
Sudan	53	9,789	166	10,008	46	9,879	181	10,106	46	9,700	180	9,926	24	9,550	356	179	10,109	17	9,796	368	32	188	10,401
Uganda	57	1,705	720	2,482	65	1,501	846	2,412	70	1,523	906	2,499	72	1,234	445	875	2,626	75	1,511	496	-	894	2,976
Eritrea	8	60	1,273	1,341	4	192	1,607	1,803	4	34	1,793	1,831	4	40	1	1,851	1,896	4	41	1	-	2,064	2,110
Rwanda	16	611	1,015	1,642	11	612	1,117	1,740	7	652	1,129	1,788	8	634	64	1,165	1,871	8	754	69	-	1,145	1,976
Other	8	135	423	566	7	117	607	731	4	130	661	795	5	111	42	746	904	5	113	48	3	835	1,004

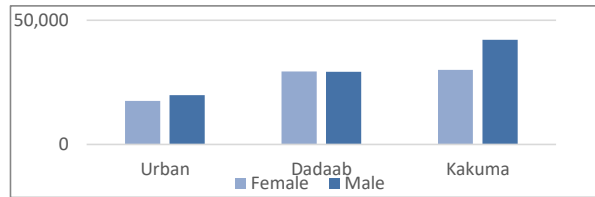


REFUGEES AND ASYLUM SEEKERS IN KENYA : DEMOGRAPHIC BREAKDOWN

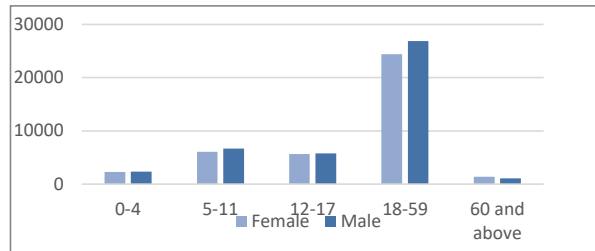
Total Kenya	Age Group	Sex				Total	
		Female		Male			
		#	%	#	%	#	%
	0-4	32,174	6.1%	33,716	6.4%	65,890	12.5%
	5-11	55,779	10.6%	59,228	11.3%	115,007	21.9%
	12-17	43,286	8.2%	50,515	9.6%	93,801	17.8%
	18-59	116,987	22.3%	119,134	22.7%	236,121	44.9%
	60 and above	8,054	1.5%	6,798	1.3%	14,852	2.8%
	Total	256,280	48.8%	269,391	51.2%	525,671	



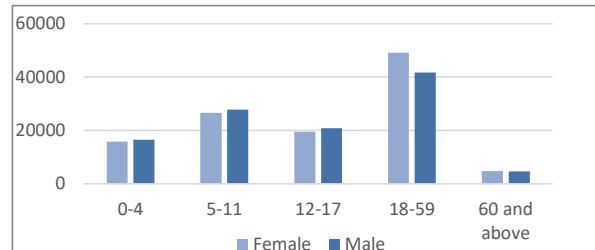
18 - 35 years	Site Name	Sex				Total	
		Female		Male			
		#	%	#	%	#	%
	Urban	17,573	10.4%	19,803	11.8%	37,376	22.2%
	Dadaab	29,406	17.5%	29,268	17.4%	58,674	34.9%
	Kakuma	30,065	17.9%	42,080	25.0%	72,145	42.9%
	Total	77,044	45.8%	91,151	54.2%	168,195	



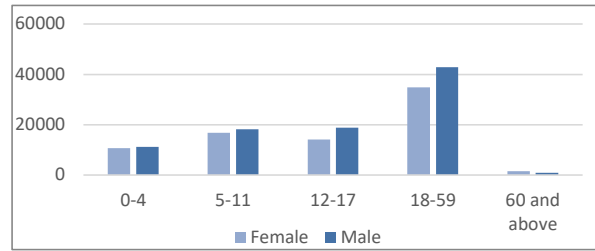
Urban (Nbi, Nak & Msa)	Age Group	Sex				Total	
		Female		Male			
		#	%	#	%	#	%
	0-4	2,298	2.8%	2,343	2.8%	4,641	5.6%
	5-11	6,043	7.3%	6,683	8.1%	12,726	15.4%
	12-17	5,661	6.9%	5,757	7.0%	11,418	13.9%
	18-59	24,377	29.6%	26,825	32.5%	51,202	62.1%
	60 and above	1,376	1.7%	1,069	1.3%	2,445	3.0%
	Total	39,755	48.2%	42,677	51.8%	82,432	



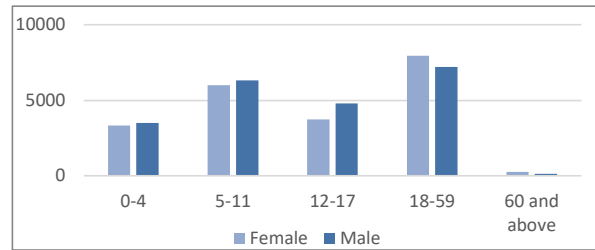
Dadaab Camp	Age Group	Sex				Total	
		Female		Male			
		#	%	#	%	#	%
	0-4	15,759	6.9%	16,486	7.2%	32,245	14.2%
	5-11	26,639	11.7%	27,798	12.2%	54,437	23.9%
	12-17	19,549	8.6%	20,845	9.2%	40,394	17.8%
	18-59	49,187	21.6%	41,693	18.3%	90,880	40.0%
	60 and above	4,775	2.1%	4,698	2.1%	9,473	4.2%
	Total	115,909	51.0%	111,520	49.0%	227,429	



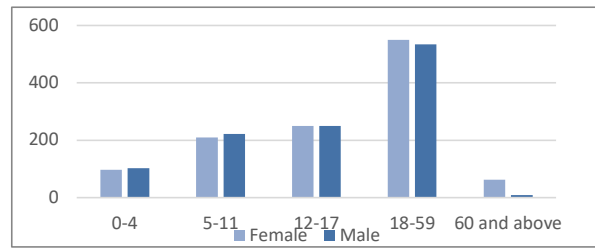
Kakuma Camp	Age Group	Sex				Total	
		Female		Male			
		#	%	#	%	#	%
	0-4	10,678	6.3%	11,278	6.6%	21,956	12.9%
	5-11	16,885	9.9%	18,213	10.7%	35,098	20.6%
	12-17	14,102	8.3%	18,879	11.1%	32,981	19.4%
	18-59	34,922	20.5%	42,857	25.2%	77,779	45.7%
	60 and above	1,566	0.9%	887	0.5%	2,453	1.4%
	Total	78,153	45.9%	92,114	54.1%	170,267	



Kalobeyei Settlement	Age Group	Sex				Total	
		Female		Male			
		#	%	#	%	#	%
	0-4	3,343	2.0%	3,507	2.1%	6,850	15.8%
	5-11	6,002	3.5%	6,312	3.7%	12,314	28.5%
	12-17	3,725	2.2%	4,785	2.8%	8,510	19.7%
	18-59	7,950	4.7%	7,225	4.2%	15,175	35.1%
	60 and above	275	0.2%	136	0.1%	411	1.0%
	Total	21,295	49.2%	21,965	50.8%	43,260	



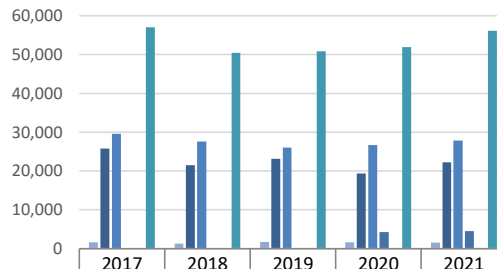
Urban (Eldoret)	Age Group	Sex				Total	
		Female		Male			
		#	%	#	%	#	%
	0-4	96	0.1%	102	0.1%	198	0.5%
	5-11	210	0.1%	222	0.1%	432	1.0%
	12-17	249	0.1%	249	0.1%	498	1.2%
	18-59	551	0.3%	534	0.3%	1,085	2.5%
	60 and above	62	0.0%	8	0.0%	70	0.2%
	Total	1,168	51.2%	1,115	48.8%	2,283	



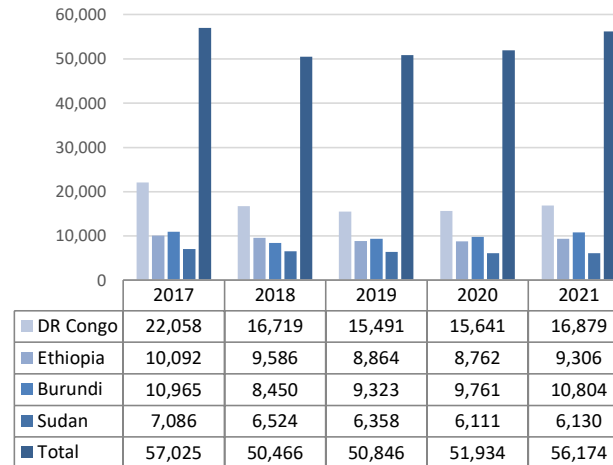
ASYLUM SEEKERS STATISTICS BY COUNTRY OF ORIGIN AND LOCATION

Country of Origin	2017				2018				2019				2020					2021					
	Dadaab Camp	Kakuma Camp	Nairobi	Total	Dadaab Camp	Kakuma Camp	Nairobi	Total	Dadaab Camp	Kakuma Camp	Urban (Nbi, Nak & Msa)	Total	Dadaab Camp	Kakuma Camp	Kalobeyei Settlement	Urban (Nbi, Nak & Msa)	Total	Dadaab Camp	Kakuma Camp	Kalobeyei Settlement	Urban (Eldoret)	Urban (Nbi, Nak & Msa)	Total
Total	1,599	25,837	29,589	57,025	1,292	21,517	27,657	50,466	1,657	23,161	26,028	50,846	1,630	19,337	4,272	26,695	51,934	1,563	22,257	4,490	48	27,816	56,174
DR Congo	14	4,222	17,822	22,058	8	3,465	13,246	16,719	6	4,493	10,992	15,491	8	4,299	449	10,885	15,641	7	5,513	491	4	10,864	16,879
Ethiopia	1,129	3,786	5,177	10,092	881	3,286	5,419	9,586	1,199	3,162	4,503	8,864	1,220	1,869	1,103	4,570	8,762	1,164	2,053	1,139	1	4,949	9,306
Burundi	27	8,763	2,175	10,965	22	6,239	2,189	8,450	30	6,878	2,415	9,323	29	5,038	1,921	2,773	9,761	26	6,021	1,981	6	2,770	10,804
Sudan	2	7,021	63	7,086	2	6,455	67	6,524	15	6,291	52	6,358	4	5,791	267	49	6,111	4	5,763	277	32	54	6,130
Somalia	364	214	2,119	2,697	330	310	4,180	4,820	340	587	5,572	6,499	350	935	16	5,837	7,138	342	1,116	25	2	6,313	7,798
Uganda	9	1,311	533	1,853	6	1,124	439	1,569	6	1,151	452	1,609	7	873	424	485	1,789	8	1,138	475	-	509	2,130
Eritrea	2	15	632	649	2	158	936	1,096	2	10	950	962	2	14	1	991	1,008	2	16	1	-	1,190	1,209
Rwanda	13	400	663	1,076	7	404	681	1,092	7	465	584	1,056	8	440	64	615	1,127	8	544	68	-	593	1,213
Other	4	105	339	448	3	70	453	526	1	79	461	541	2	70	25	444	541	2	66	31	3	527	629
South Sudan	35	-	66	101	31	6	47	84	51	45	47	143	-	8	2	46	56	-	27	2	-	47	76

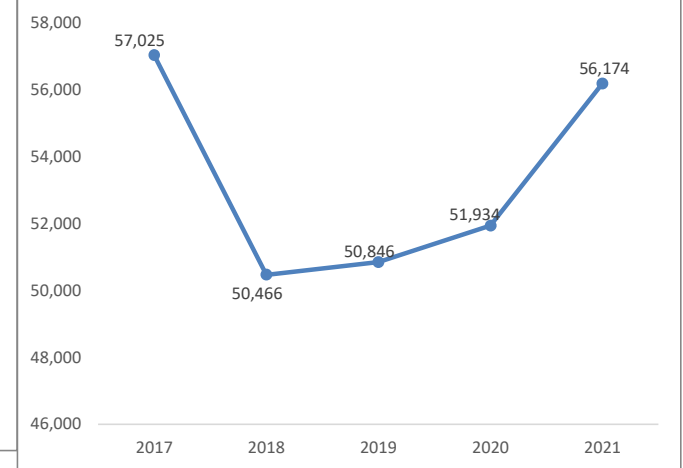
TREND BY LOCATION



TREND BY MAJOR COUNTRIES OF ORIGIN



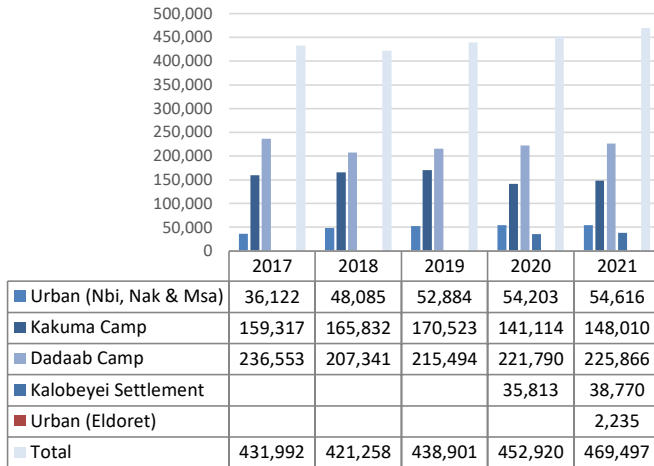
FIVE YEAR POPULATION TREND



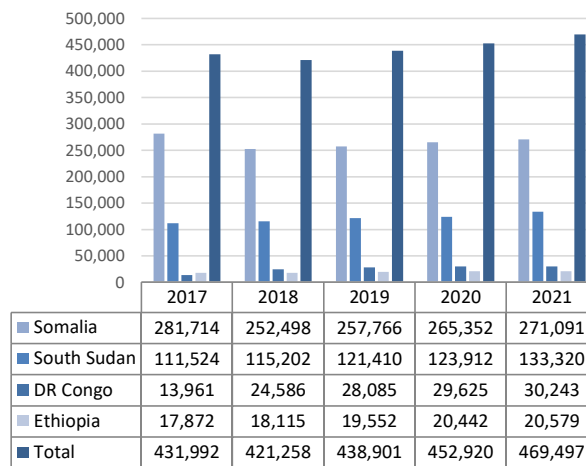
REFUGEES IN KENYA BY COUNTRY OF ORIGIN AND LOCATION

Country of Origin	2017				2018				2019				2020				2021						
	Dadaab Camp	Kakuma Camp	Nairobi	Total	Dadaab Camp	Kakuma Camp	Nairobi	Total	Dadaab Camp	Kakuma Camp	Urban (Nbi, Nak & Msa)	Total	Dadaab Camp	Kakuma Camp	Kalobeyei Settlement	Urban (Nbi, Nak & Msa)	Total	Dadaab Camp	Kakuma Camp	Kalobeyei Settlement	Urban (Eldoret)	Urban (Nbi, Nak & Msa)	Total
Total	236,553	159,317	36,122	431,992	207,341	165,832	48,085	421,258	215,494	170,523	52,884	438,901	221,790	141,114	35,813	54,203	452,920	225,866	148,010	38,770	2,235	54,616	469,497
Somalia	228,700	35,335	17,679	281,714	200,556	33,534	18,408	252,498	208,091	34,033	15,642	257,766	214,710	34,808	88	15,746	265,352	218,948	36,013	88	53	15,989	271,091
South Sudan	955	105,168	5,401	111,524	947	108,444	5,811	115,202	887	112,144	8,379	121,410	625	85,099	29,776	8,412	123,912	642	89,544	32,496	2,182	8,456	133,320
DR Congo	100	7,311	6,550	13,961	85	8,767	15,734	24,586	71	8,960	19,054	28,085	70	8,691	1,038	19,826	29,625	72	9,168	1,121	0	19,882	30,243
Ethiopia	6,630	6,684	4,558	17,872	5,597	7,216	5,302	18,115	6,303	6,986	6,263	19,552	6,260	3,736	3,914	6,532	20,442	6,081	3,906	4,009	0	6,583	20,579
Burundi	56	1,371	478	1,905	43	3,781	1,048	4,872	42	4,357	1,376	5,775	35	4,399	870	1,455	6,759	38	4,691	926	0	1,453	7,108
Sudan	51	2,768	105	2,924	44	3,424	114	3,582	31	3,409	128	3,568	20	3,759	89	130	3,998	13	4,033	91	0	134	4,271
Uganda	48	394	192	634	59	377	407	843	64	372	454	890	65	361	21	390	837	67	373	21	0	385	846
Eritrea	6	45	657	708	2	34	671	707	2	24	843	869	2	26	0	860	888	2	25	0	0	874	901
Rwanda	3	211	372	586	4	208	436	648	0	187	545	732	0	194	0	550	744	0	210	1	0	552	763
Other	4	30	130	164	4	47	154	205	3	51	200	254	3	41	17	302	363	3	47	17	0	308	375

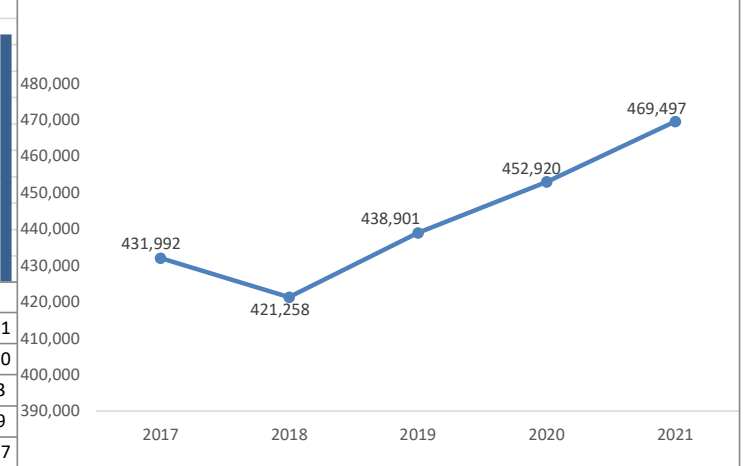
TREND BY LOCATION



TREND BY MAJOR COUNTRIES OF ORIGIN

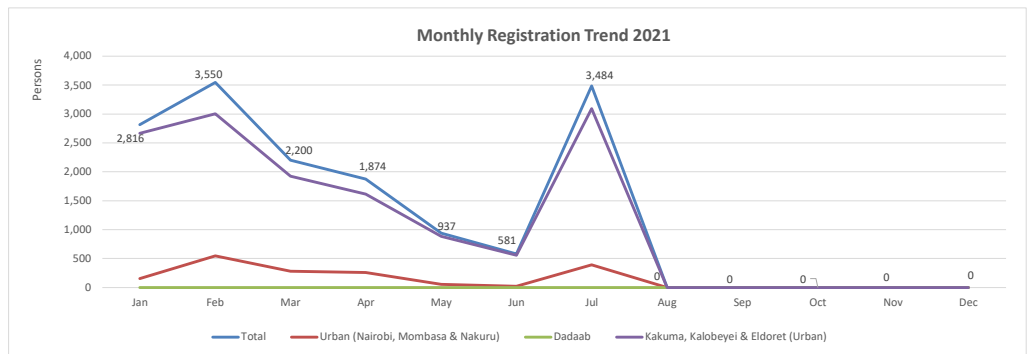
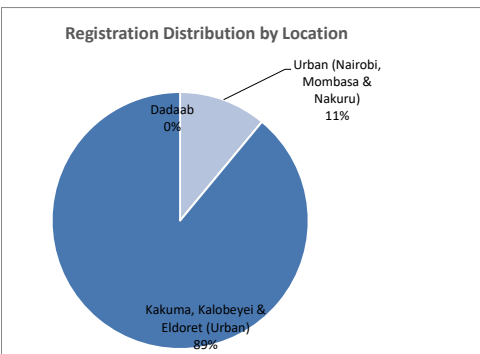


FIVE YEAR POPULATION TREND



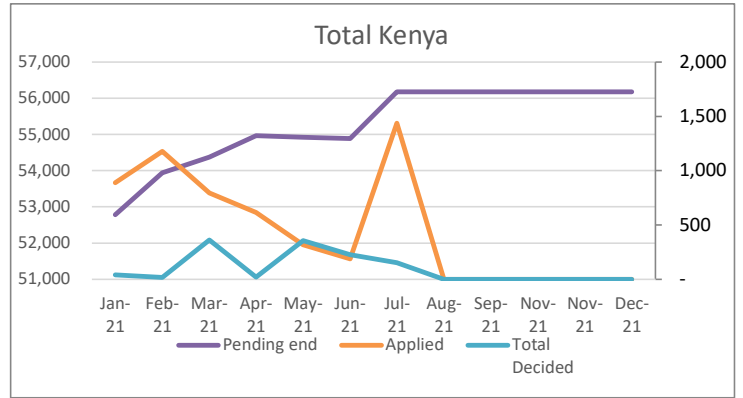
KENYA REGISTRATION TREND BY LOCATION AND COUNTRY OF ORIGIN

	Month	Total	Country of Origin																										
			AFG	ANG	BDI	BKF	CAR	COB	COD	CMR	ERT	ETH	ICO	LBR	NIG	RSA	RWA	SLE	SOM	SSD	SUD	SYR	TAN	TIB	TUR	UGA	YEM	ZIM	OTHER
Total Kenya	Jan	2,816	-	-	461	-	-	1	366	-	17	178	-	-	-	-	19	-	287	1,375	49	-	22	-	1	40	-	-	-
	Feb	3,550	-	-	298	-	-	-	391	-	43	297	-	-	-	-	24	-	417	1,930	43	-	2	20	-	84	-	1	-
	Mar	2,200	-	-	227	-	1	-	254	-	31	150	-	-	-	-	21	-	259	1,140	40	-	6	-	4	65	1	-	1
	Apr	1,874	-	-	167	-	-	1	156	-	43	117	-	-	-	-	6	-	177	1,126	17	-	4	-	-	23	37	-	-
	May	937	-	-	105	-	-	-	164	1	1	44	-	-	-	-	10	-	135	426	18	-	2	-	-	24	2	-	5
	Jun	581	-	-	48	-	-	-	75	-	-	39	-	-	-	-	1	-	154	248	10	-	-	-	-	6	-	-	-
	Jul	3,484	-	-	380	-	-	1	482	-	72	172	-	-	-	-	34	-	282	1,918	43	-	1	-	14	84	1	-	-
	Aug	0	-	-	-	-	-	-	-	-	-	-	-	-	-	-	-	-	-	-	-	-	-	-	-	-	-	-	-
	Sep	0	-	-	-	-	-	-	-	-	-	-	-	-	-	-	-	-	-	-	-	-	-	-	-	-	-	-	-
	Oct	0	-	-	-	-	-	-	-	-	-	-	-	-	-	-	-	-	-	-	-	-	-	-	-	-	-	-	-
	Nov	0	-	-	-	-	-	-	-	-	-	-	-	-	-	-	-	-	-	-	-	-	-	-	-	-	-	-	-
	Dec	0	-	-	-	-	-	-	-	-	-	-	-	-	-	-	-	-	-	-	-	-	-	-	-	-	-	-	-
	Total	15,442	0	0	1,666	0	1	3	1,888	1	207	997	0	0	0	0	115	0	1,711	8,163	220	0	37	20	42	340	4	1	6
Urban (Nairobi, Mombasa & Nakuru)	Jan	151	-	-	-	-	-	13	-	17	56	-	-	-	-	1	-	29	6	6	-	22	-	1	-	-	-	-	
	Feb	545	-	-	14	-	-	-	65	-	42	209	-	-	-	-	2	-	155	8	-	-	20	-	30	-	-	-	
	Mar	277	-	-	-	-	1	-	12	-	31	81	-	-	-	-	2	-	112	20	-	-	6	-	4	7	1	-	
	Apr	260	-	-	2	-	-	-	8	-	42	72	-	-	-	-	1	-	88	14	2	-	4	-	23	4	-	-	
	May	55	-	-	-	-	-	-	12	1	1	22	-	-	-	-	-	-	14	-	-	-	2	-	-	1	2	-	
	Jun	22	-	-	-	-	-	-	14	-	-	2	-	-	-	-	-	-	5	1	-	-	-	-	-	-	-	-	
	Jul	391	-	-	2	-	-	-	4	-	72	119	-	-	-	-	-	-	174	2	-	-	-	-	14	4	-	-	
	Aug	0	-	-	-	-	-	-	-	-	-	-	-	-	-	-	-	-	-	-	-	-	-	-	-	-	-	-	
	Sep	0	-	-	-	-	-	-	-	-	-	-	-	-	-	-	-	-	-	-	-	-	-	-	-	-	-	-	
	Oct	0	-	-	-	-	-	-	-	-	-	-	-	-	-	-	-	-	-	-	-	-	-	-	-	-	-	-	
	Nov	0	-	-	-	-	-	-	-	-	-	-	-	-	-	-	-	-	-	-	-	-	-	-	-	-	-	-	
	Dec	0	-	-	-	-	-	-	-	-	-	-	-	-	-	-	-	-	-	-	-	-	-	-	-	-	-	-	
	Total	1,701	0	0	18	0	1	0	128	1	205	561	0	0	0	0	6	0	577	51	8	0	34	20	42	46	3	0	
Dadaab	Jan	0	-	-	-	-	-	-	-	-	-	-	-	-	-	-	-	-	-	-	-	-	-	-	-	-	-	-	
	Feb	0	-	-	-	-	-	-	-	-	-	-	-	-	-	-	-	-	-	-	-	-	-	-	-	-	-	-	
	Mar	0	-	-	-	-	-	-	-	-	-	-	-	-	-	-	-	-	-	-	-	-	-	-	-	-	-	-	
	Apr	0	-	-	-	-	-	-	-	-	-	-	-	-	-	-	-	-	-	-	-	-	-	-	-	-	-	-	
	May	0	-	-	-	-	-	-	-	-	-	-	-	-	-	-	-	-	-	-	-	-	-	-	-	-	-	-	
	Jun	0	-	-	-	-	-	-	-	-	-	-	-	-	-	-	-	-	-	-	-	-	-	-	-	-	-	-	
	Jul	0	-	-	-	-	-	-	-	-	-	-	-	-	-	-	-	-	-	-	-	-	-	-	-	-	-	-	
	Aug	0	-	-	-	-	-	-	-	-	-	-	-	-	-	-	-	-	-	-	-	-	-	-	-	-	-	-	
	Sep	0	-	-	-	-	-	-	-	-	-	-	-	-	-	-	-	-	-	-	-	-	-	-	-	-	-	-	
	Oct	0	-	-	-	-	-	-	-	-	-	-	-	-	-	-	-	-	-	-	-	-	-	-	-	-	-	-	
	Nov	0	-	-	-	-	-	-	-	-	-	-	-	-	-	-	-	-	-	-	-	-	-	-	-	-	-	-	
	Dec	0	-	-	-	-	-	-	-	-	-	-	-	-	-	-	-	-	-	-	-	-	-	-	-	-	-	-	
	Total	0	0	0	0	0	0	0	0	0	0	0	0	0	0	0	0	0	0	0	0	0	0	0	0	0	0	0	
Kakuma, Kalobeyei & Eldoret (Urban)	Jan	2,665	-	-	461	-	-	1	353	-	-	122	-	-	-	18	-	258	1,369	43	-	-	-	-	40	-	-	-	
	Feb	3,005	-	-	284	-	-	-	326	-	1	88	-	-	-	22	-	262	1,922	43	-	2	-	-	54	-	1	-	
	Mar	1,923	-	-	227	-	-	-	242	-	-	69	-	-	-	19	-	147	1,120	40	-	-	-	-	58	-	-	1	
	Apr	1,614	-	-	165	-	-	1	148	-	1	45	-	-	-	5	-	89	1,112	15	-	-	-	-	33	-	-	-	
	May	882	-	-	105	-	-	-	152	-	-	22	-	-	-	10	-	121	426	18	-	-	-	-	23	-	-	5	
	Jun	559	-	-	48	-	-	-	61	-	-	37	-	-	-	1	-	149	247	10	-	-	-	-	6	-	-	-	
	Jul	3,093	-	-	378	-	-	1	478	-	-	53	-	-	-	34	-	108	1,916	43	-	1	-	-	80	1	-	-	
	Aug	0	-	-	-	-	-	-	-	-	-	-	-	-	-	-	-	-	-	-	-	-	-	-	-	-	-	-	
	Sep	0	-	-	-	-	-	-	-	-	-	-	-	-	-	-	-	-	-	-	-	-	-	-	-	-	-	-	
	Oct	0	-	-	-	-	-	-	-	-	-	-	-	-	-	-	-	-	-	-	-	-	-	-	-	-	-	-	
	Nov	0	-	-	-	-	-	-	-	-	-	-	-	-	-	-	-	-	-	-	-	-	-	-	-	-	-	-	
	Dec	0	-	-	-	-	-	-	-	-	-	-	-	-	-	-	-	-	-	-	-	-	-	-	-	-	-	-	
	Total	13,741	0	0	1,668	0	0	3	1,760	0	2	436	0	0	0	0	109	0	1,134	8,112	212	0	3	0	0	294	1	1	6

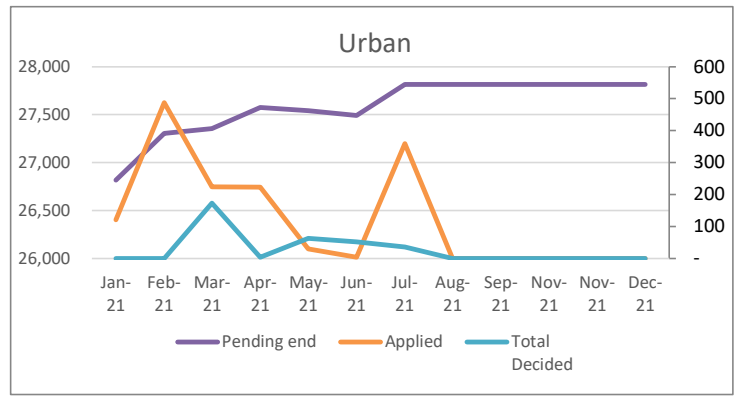


Individual Asylum Applications and Refugee Status Determination Trend

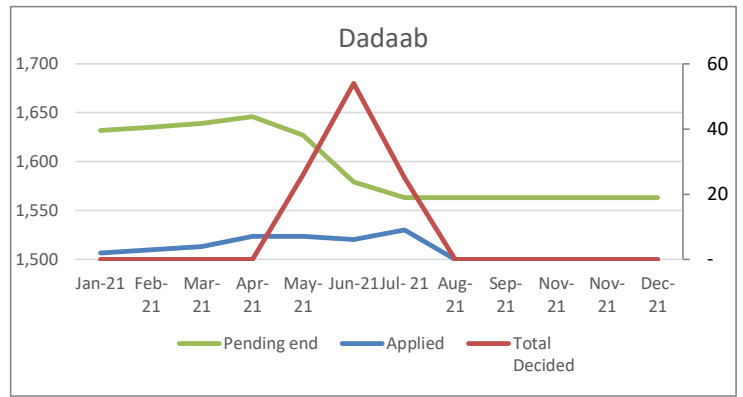
Total	Month	Pending begin	Applied	Reco-gnized	Reje-cted	Oth. Closed	Total Decided	Pending end
	Jan-21	51,934	889	13	-	28	41	52,782
	Feb-21	52,782	1,178	-	-	19	19	53,941
	Mar-21	53,941	793	190	-	173	363	54,371
	Apr-21	54,371	616	19	-	4	23	54,964
	May-21	54,964	319	75	-	282	357	54,926
	Jun-21	54,926	190	136	-	90	226	54,890
	Jul-21	54,890	1,437	115	-	38	153	56,174
	Aug-21	56,174	-	-	-	-	-	56,174
	Sep-21	56,174	-	-	-	-	-	56,174
	Nov-21	56,174	-	-	-	-	-	56,174
	Nov-21	56,174	-	-	-	-	-	56,174
	Dec-21	56,174	-	-	-	-	-	56,174
Total		5,422	548	-	634	1,182		



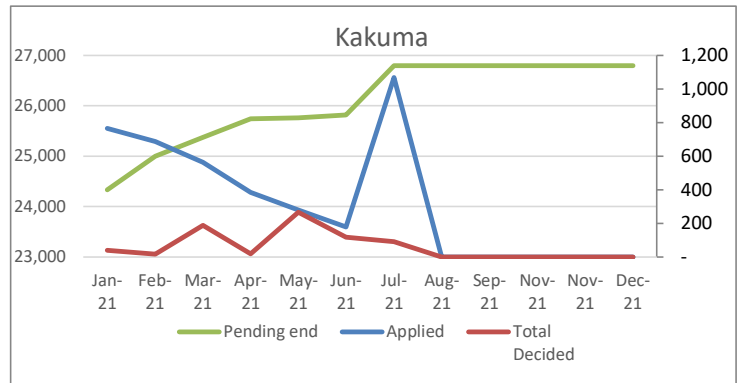
Urban	Month	Pending begin	Applied	Reco-gnized	Reje-cted	Oth. Closed	Total Decided	Pending end
	Jan-21	26,695	121	-	-	-	-	26,816
	Feb-21	26,816	487	-	-	-	-	27,303
	Mar-21	27,303	224	1	-	172	173	27,354
	Apr-21	27,354	223	3	-	-	3	27,574
	May-21	27,574	30	55	-	8	63	27,541
	Jun-21	27,541	4	35	-	17	52	27,493
	Jul-21	27,493	359	35	-	1	36	27,816
	Aug-21	27,816	-	-	-	-	-	27,816
	Sep-21	27,816	-	-	-	-	-	27,816
	Nov-21	27,816	-	-	-	-	-	27,816
	Nov-21	27,816	-	-	-	-	-	27,816
	Dec-21	27,816	-	-	-	-	-	27,816
Total		1,448	129	-	198	327		



Dadaab	Month	Pending begin	Applied	Reco-gnized	Reje-cted	Oth. Closed	Total Decided	Pending end
	Jan-21	1,630	2	-	-	-	-	1,632
	Feb-21	1,632	3	-	-	-	-	1,635
	Mar-21	1,635	4	-	-	-	-	1,639
	Apr-21	1,639	7	-	-	-	-	1,646
	May-21	1,646	7	-	-	26	26	1,627
	Jun-21	1,627	6	-	-	54	54	1,579
	Jul-21	1,579	9	-	-	25	25	1,563
	Aug-21	1,563	-	-	-	-	-	1,563
	Sep-21	1,563	-	-	-	-	-	1,563
	Nov-21	1,563	-	-	-	-	-	1,563
	Nov-21	1,563	-	-	-	-	-	1,563
	Dec-21	1,563	-	-	-	-	-	1,563
Total		38	-	-	105	105		



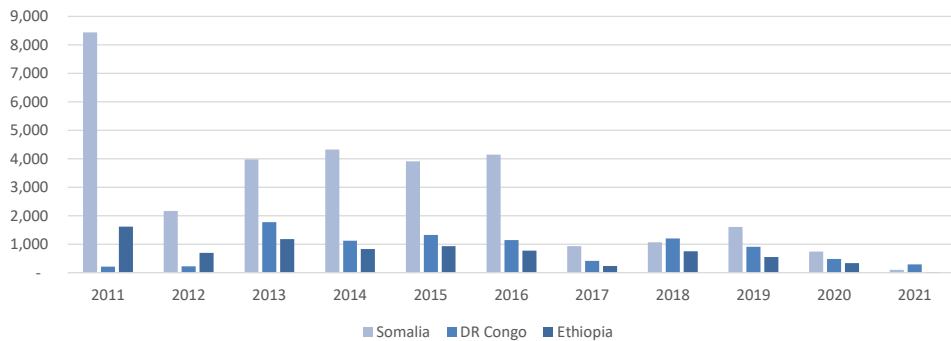
Kakuma, Kalobeyei & Eldoret	Month	Pending begin	Applied	Reco-gnized	Reje-cted	Oth. Closed	Total Decided	Pending end
	Jan-21	23,609	766	13	-	28	41	24,334
	Feb-21	24,334	688	-	-	19	19	25,003
	Mar-21	25,003	565	189	-	1	190	25,378
	Apr-21	25,378	386	16	-	4	20	25,744
	May-21	25,744	282	20	-	248	268	25,758
	Jun-21	25,758	180	101	-	19	120	25,818
	Jul-21	25,818	1,069	80	-	12	92	26,795
	Aug-21	26,795	-	-	-	-	-	26,795
	Sep-21	26,795	-	-	-	-	-	26,795
	Nov-21	26,795	-	-	-	-	-	26,795
	Nov-21	26,795	-	-	-	-	-	26,795
	Dec-21	26,795	-	-	-	-	-	26,795
Total		3,936	419	-	331	750		



RESETTLEMENT SUBMISSION BY COUNTRY OF ORIGIN

Country of Origin	2011	2012	2013	2014	2015	2016	2017	2018	2019	2020	2021	Total
Somalia	8,439	2,170	3,985	4,325	3,909	4,147	929	1,068	1,605	740	103	31,420
DR Congo	218	230	1,783	1,132	1,326	1,143	424	1,203	916	484	292	9,151
Ethiopia	1,617	700	1,181	830	941	785	237	748	553	337	31	7,960
South Sudan	-	33	214	111	420	701	143	1,229	754	152	74	3,831
Sudan	175	30	29	158	541	104	4	34	3	2	-	1,080
Uganda	13	5	24	88	108	107	47	136	191	12	6	737
Burundi	17	22	58	46	121	81	100	121	104	60	7	737
Eritrea	25	20	111	73	116	55	26	39	36	12	-	513
Rwanda	13	24	22	31	78	26	10	17	15	10	4	250
Other	1	5	5	11	26	14	20	16	10	11	1	120
Total	10,518	3,239	7,412	6,805	7,586	7,163	1,940	4,611	4,187	1,820	518	55,799

RESETTLEMENT SUBMISSION TRENDS BY MAJOR COUNTRIES OF ORIGIN

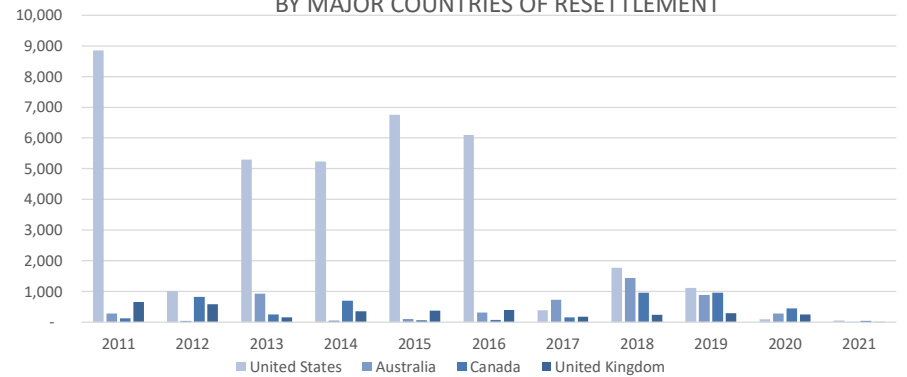


* RST submissions as at end of June '2021

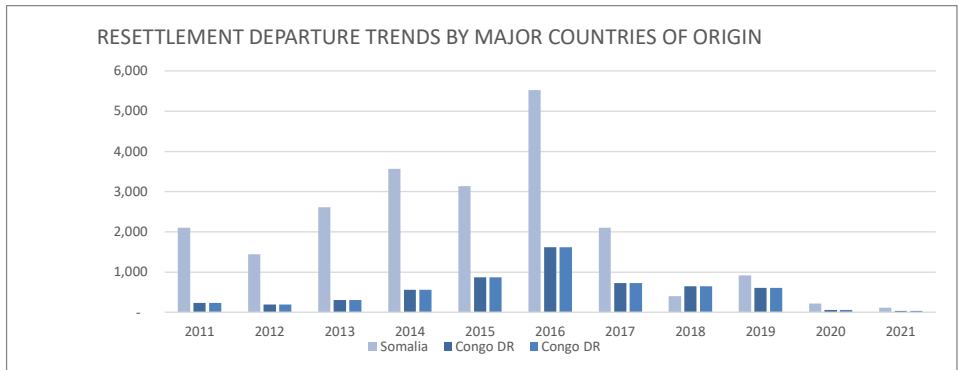
RESETTLEMENT SUBMISSION BY COUNTRY OF RESETTLEMENT

Country of Submission	2011	2012	2013	2014	2015	2016	2017	2018	2019	2020	2021	Total
United States	8,849	1,019	5,304	5,239	6,764	6,105	391	1,775	1,115	90	57	36,708
Australia	281	50	932	53	107	310	736	1,438	890	281	12	5,090
Canada	129	821	254	705	69	75	158	963	963	451	48	4,636
United Kingdom	657	585	155	363	378	397	180	243	297	251	5	3,511
Sweden	391	402	342	397	81	262	353	120	662	38	8	3,056
Norway	72	218	218	12	11	5	6	1	11	249	234	1,037
Netherlands	109	114	145	16	130	-	-	-	7	138	9	668
France	-	-	29			1	88	46	11	47	9	231
Other	24	16	17	6	17	2	28	25	220	275	136	766
Denmark	6	14	16	14	29	6	-	-	11	-	-	96
Total	10,518	3,239	7,412	6,805	7,586	7,163	1,940	4,611	4,187	1,820	518	55,799

RESETTLEMENT SUBMISSION TRENDS BY MAJOR COUNTRIES OF RESETTLEMENT

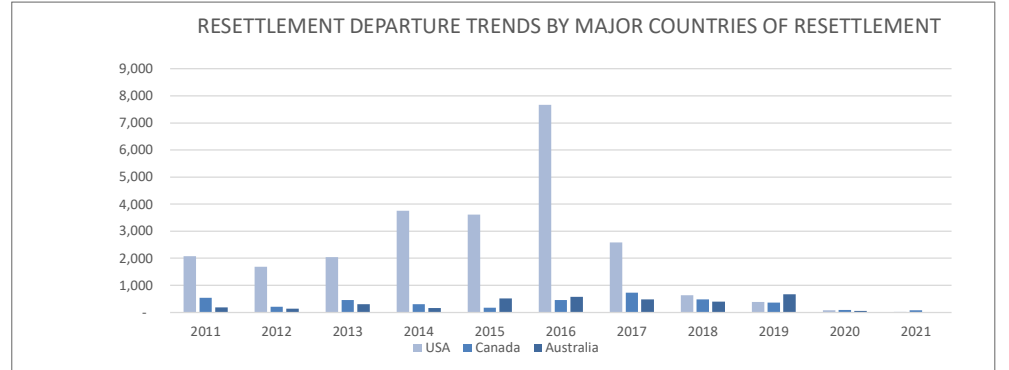


RESETTLEMENT DEPARTURES BY COUNTRY OF ORIGIN												
Country of Origin	2011	2012	2013	2014	2015	2016	2017	2018	2019	2020	2021	Total
Somalia	2,102	1,442	2,612	3,562	3,142	5,521	2,102	398	916	220	114	22,131
Ethiopia	906	806	469	480	645	1,265	663	282	309	45	31	5,901
Congo DR	234	192	308	560	874	1,621	730	643	611	64	34	5,871
SSD	-	35	88	92	136	412	272	100	94	19	42	1,290
Sudan	213	102	61	82	46	123	184	9	30	5	-	855
Eritrea	48	25	25	57	28	121	62	21	18	4	2	411
Burundi	35	14	13	23	30	70	50	81	133	22	9	480
Uganda	7	14	2	36	69	70	50	73	63	60	6	450
Rwanda	35	26	26	21	28	56	24	28	13	7	-	264
Other	1	3	-	-	3	27	4	6	26	12	1	83
Total	3,581	2,659	3,604	4,913	5,001	9,286	4,141	1,641	2,213	458	239	37,736



* RST departures as at end of June 2021

RESETTLEMENT DEPARTURES BY COUNTRY OF RESETTLEMENT												
Country of Resettlement	2011	2012	2013	2014	2015	2016	2017	2018	2019	2020	2021	Total
USA	2,083	1,688	2,040	3,751	3,610	7,665	2,585	633	392	74	23	24,544
Canada	541	213	464	302	174	452	725	480	356	93	76	3,876
Australia	182	141	311	160	514	580	475	398	666	49	9	3,485
United Kingdom	208	460	260	279	308	267	248	111	163	19	-	2,323
Sweden	329	88	331	229	341	238	83	4	579	201	110	2,533
Norway	58	18	159	78	32	3	7	-	2	-	4	361
Netherlands	81	29	-	87	2	70	-	-	5	-	-	274
Other	89	12	13	20	13	2	7	15	50	22	17	260
Denmark	-	10	22	7	7	4	-	-	-	-	-	50
New Zealand	10	-	4	-	-	5	11	-	-	-	-	30
Total	3,581	2,659	3,604	4,913	5,001	9,286	4,141	1,641	2,213	458	239	37,736



**VOLUNTARY REPATRIATION FROM KENYA
BY COUNTRY OF ORIGIN**

Country of Origin	Year													Total
	2009	2010	2011	2012	2013	2014	2015	2016	2017	2018	2019	2020	2021	
Sudan	665	64	28	-	-	-	-	-	-	-	-	-	-	757
Burundi	2	1	-	4	-	-	-	-	-	586	156	60	529	1,338
Rwanda	1	2	2	1	-	-	-	-	-	-	-	-	-	6
Mozambique	-	5	-	-	-	-	-	-	4	-	-	-	-	9
Somalia	-	6	69	4	-	481	5,614	33,792	35,409	7,543	2,142	190	114	85,364
Congo, DRC	-	3	2	7	3	-	-	-	-	-	15	-	11	41
Ethiopia	-	-	-	-	-	-	-	-	-	1,963	5	79	504	2,551
Uganda	-	-	4	1	-	-	-	-	-	-	-	-	1	6
Other	-	2	6	-	-	-	-	6	-	1	19	-	-	34
Total	668	83	111	17	3	481	5,614	33,798	35,413	10,093	2,337	329	1,159	90,106

VolRepTrend

