

Statistical summary

as of
30-Jun-19

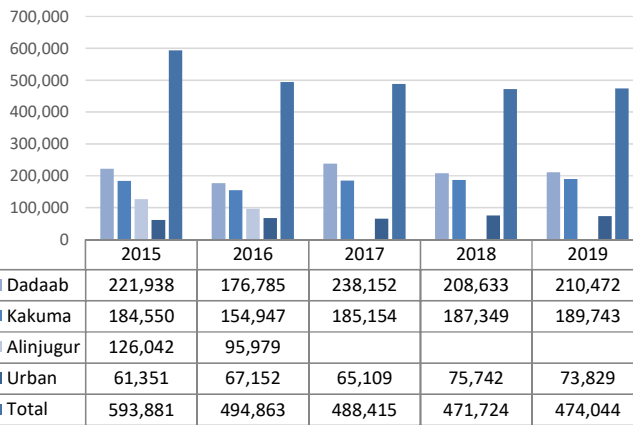
Refugees and Asylum Seekers in Kenya

	Total	Dadaab	Kakuma	Urban	
A. Refugees and Asylum Seekers	474,044	210,472	189,743	73,829	- Page 2
B. Registration	16,003	10	9,447	6,546	- Page 6
C. Refugee Status Determination					- Page 7
1. Applied	6,301	36	2,130	4,135	
2. Recognized	2,426	0	20	2,406	
3. Rejected	0	0	0	0	
4. Pending	49,389	1,256	22,401	25,732	
D. 2019 Resettlement Submissions	1,882				- Page 8
E. 2019 Resettlement Departures	479				- Page 9
F. 2019 Voluntary Repatriation	1,473	1326	135	12	- Page 10

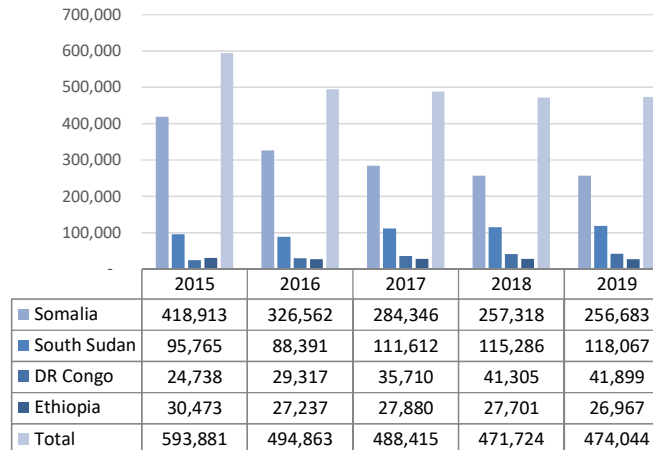
REFUGEES AND ASYLUM SEEKERS IN KENYA BY COUNTRY OF ORIGIN AND LOCATION

Country of Origin	2015					2016					2017				2018				2019			
	Alinjugur	Dadaab	Kakuma	Nairobi	Total	Alinjugur	Dadaab	Kakuma	Nairobi	Total	Dadaab	Kakuma	Nairobi	Total	Dadaab	Kakuma	Nairobi	Total	Dadaab	Kakuma	Urban	Total
Total	126,042	221,938	184,550	61,351	593,881	95,979	176,785	154,947	67,152	494,863	238,152	185,154	65,109	488,415	208,633	187,349	75,742	471,724	210,472	189,743	73,829	474,044
Somalia	122,663	208,741	54,886	32,623	418,913	93,342	165,388	37,813	30,019	326,562	229,064	35,549	19,733	284,346	200,886	33,844	22,588	257,318	202,775	33,875	20,033	256,683
South Sudan	32	1,277	93,413	1,043	95,765	13	1,095	84,983	2,300	88,391	990	105,168	5,454	111,612	978	108,450	5,858	115,286	945	110,600	6,522	118,067
DR Congo	154	187	9,861	14,536	24,738	68	150	9,753	19,346	29,317	114	11,533	24,063	35,710	93	12,232	28,980	41,305	88	12,580	29,231	41,899
Ethiopia	3,094	11,399	7,595	8,385	30,473	2,525	9,873	5,366	9,473	27,237	7,759	10,470	9,651	27,880	6,478	10,502	10,721	27,701	6,465	10,178	10,324	26,967
Burundi	70	138	6,804	1,300	8,312	14	120	6,164	2,163	8,461	83	10,134	2,611	12,828	65	10,020	3,237	13,322	77	10,464	3,311	13,852
Sudan	-	74	10,023	169	10,266	1	58	9,078	169	9,306	53	9,789	166	10,008	46	9,879	181	10,106	34	9,837	170	10,041
Uganda	12	67	1,158	670	1,907	7	72	1,159	732	1,970	57	1,705	720	2,482	65	1,501	846	2,412	68	1,404	908	2,380
Eritrea	-	18	126	1,481	1,625	-	9	55	1,526	1,590	8	60	1,273	1,341	4	192	1,607	1,803	4	52	1,659	1,715
Rwanda	14	20	615	960	1,609	6	17	505	1,102	1,630	16	611	1,015	1,642	11	612	1,117	1,740	11	629	1,088	1,728
Other	3	17	69	184	273	3	3	71	322	399	8	135	423	566	7	117	607	731	5	124	583	712

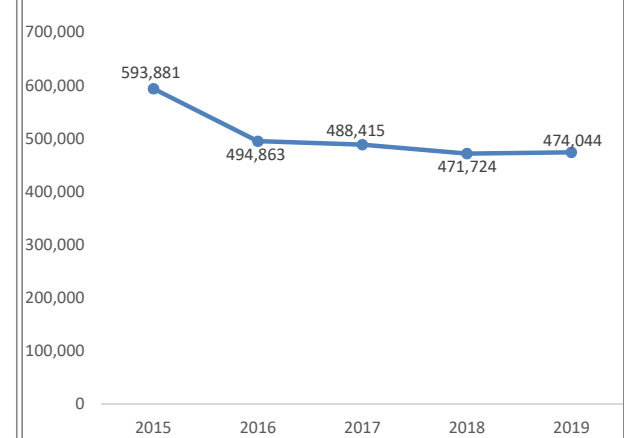
TREND BY LOCATION



TREND BY MAJOR COUNTRIES OF ORIGIN

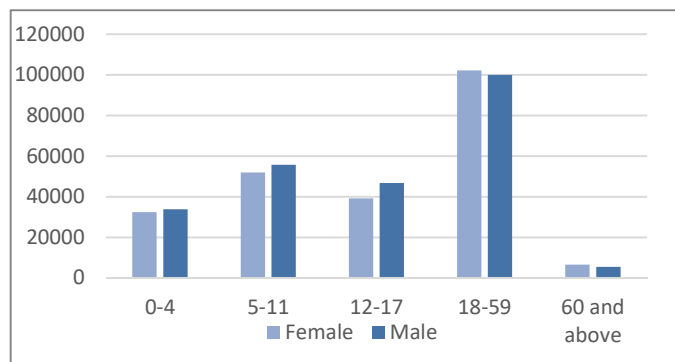


TREND SINCE 2015

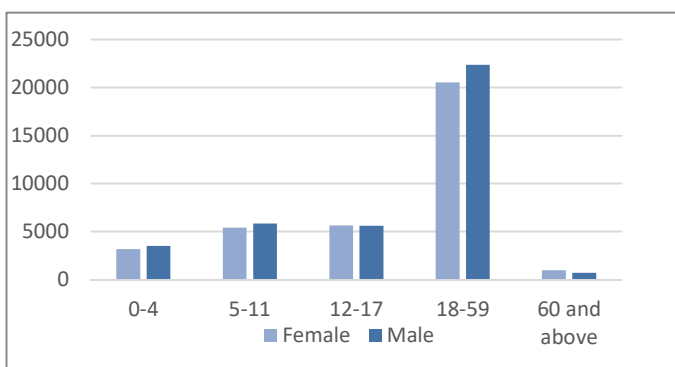


REFUGEES AND ASYLUM SEEKERS IN KENYA : DEMOGRAPHIC BREAKDOWN

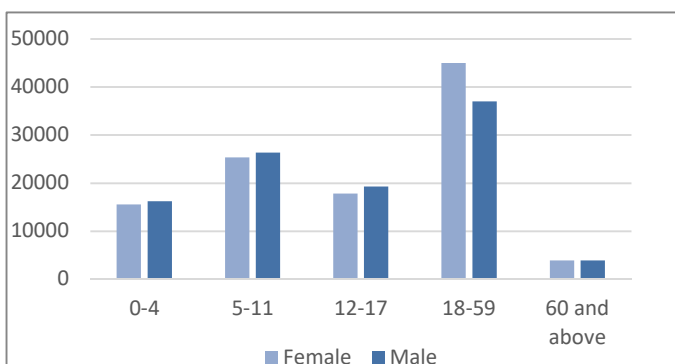
Total Kenya	Age Group	Sex				Total	
		Female		Male			
		#	%	#	%	#	%
	0-4	32,427	6.8%	33,874	7.1%	66,301	14.0%
	5-11	52,064	11.0%	55,618	11.7%	107,682	22.7%
	12-17	39,189	8.3%	46,772	9.9%	85,961	18.1%
	18-59	102,237	21.6%	99,898	21.1%	202,135	42.6%
	60 and above	6,499	1.4%	5,466	1.2%	11,965	2.5%
	Total	232,416	49.0%	241,628	51.0%	474,044	



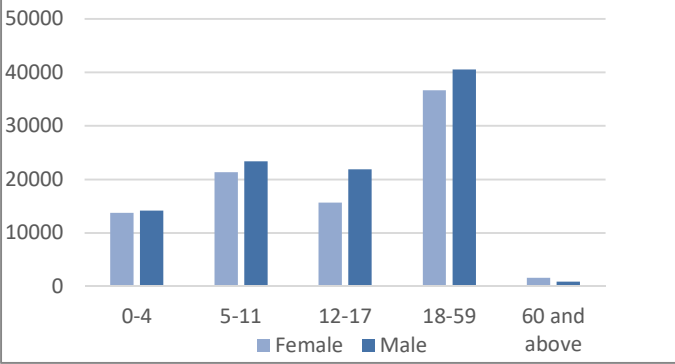
Urban	Age Group	Sex				Total	
		Female		Male			
		#	%	#	%	#	%
	0-4	3,186	4.3%	3,489	4.7%	6,675	9.0%
	5-11	5,431	7.4%	5,843	7.9%	11,274	15.3%
	12-17	5,652	7.7%	5,599	7.6%	11,251	15.2%
	18-59	20,559	27.8%	22,385	30.3%	42,944	58.2%
	60 and above	973	1.3%	712	1.0%	1,685	2.3%
	Total	35,801	48.5%	38,028	51.5%	73,829	



Dadaab	Age Group	Sex				Total	
		Female		Male			
		#	%	#	%	#	%
	0-4	15,544	7.4%	16,232	7.7%	31,776	15.1%
	5-11	25,344	12.0%	26,390	12.5%	51,734	24.6%
	12-17	17,846	8.5%	19,265	9.2%	37,111	17.6%
	18-59	45,032	21.4%	36,958	17.6%	81,990	39.0%
	60 and above	3,941	1.9%	3,920	1.9%	7,861	3.7%
	Total	107,707	51.2%	102,765	48.8%	210,472	



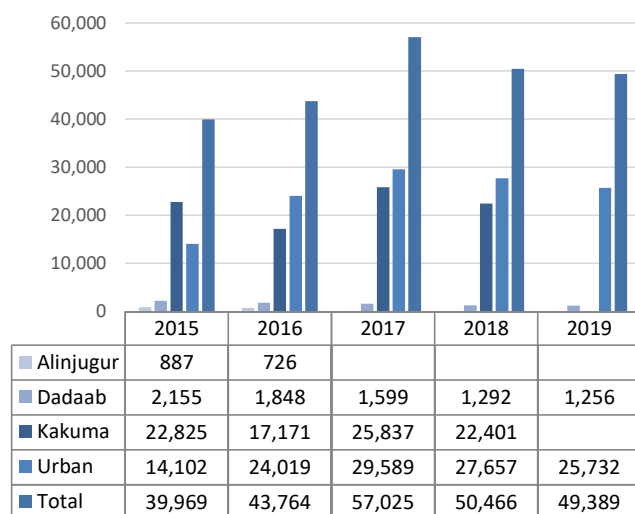
Kakuma	Age Group	Sex				Total	
		Female		Male			
		#	%	#	%	#	%
	0-4	13,697	7.2%	14,153	7.5%	27,850	14.7%
	5-11	21,289	11.2%	23,385	12.3%	44,674	23.5%
	12-17	15,691	8.3%	21,908	11.5%	37,599	19.8%
	18-59	36,646	19.3%	40,555	21.4%	77,201	40.7%
	60 and above	1,585	0.8%	834	0.4%	2,419	1.3%
	Total	88,908	46.9%	100,835	53.1%	189,743	



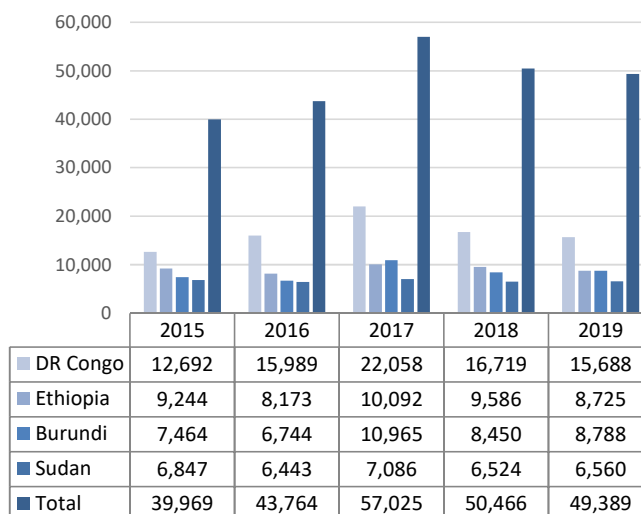
ASYLUM SEEKERS STATISTICS BY COUNTRY OF ORIGIN AND LOCATION

Country of Origin	2015					2016					2017				2018				2019			
	Alinjugur	Dadaab	Kakuma	Nairobi	Total	Alinjugur	Dadaab	Kakuma	Nairobi	Total	Dadaab	Kakuma	Nairobi	Total	Dadaab	Kakuma	Nairobi	Total	Dadaab	Kakuma	Urban	Total
Total	887	2,155	22,825	14,102	39,969	726	1,848	17,171	24,019	43,764	1,599	25,837	29,589	57,025	1,292	21,517	27,657	50,466	1,256	22,401	25,732	49,389
DR Congo	122	17	4,302	8,251	12,692	39	16	2,523	13,411	15,989	14	4,222	17,822	22,058	8	3,465	13,246	16,719	6	3,970	11,712	15,688
Ethiopia	514	1,900	4,147	2,683	9,244	425	1,583	2,133	4,032	8,173	1,129	3,786	5,177	10,092	881	3,286	5,419	9,586	868	3,199	4,658	8,725
Burundi	63	97	6,323	981	7,464	11	38	4,901	1,794	6,744	27	8,763	2175	10,965	22	6,239	2,189	8,450	30	6,657	2,101	8,788
Sudan	-	9	6,806	32	6,847	-	2	6,385	56	6,443	2	7,021	63	7,086	2	6,455	67	6,524	2	6,508	50	6,560
Somalia	164	89	61	679	993	244	162	109	1,599	2,114	364	214	2,119	2,697	330	310	4,180	4,820	304	466	4,785	5,555
Uganda	9	9	744	508	1,270	1	10	783	545	1,339	9	1,311	533	1,853	6	1,124	439	1,569	6	1,037	428	1,471
Eritrea	-	3	57	336	396	-	2	12	495	509	2	15	632	649	2	158	936	1,096	2	26	939	967
Rwanda	14	11	344	427	796	6	10	281	613	910	13	400	663	1,076	7	404	681	1,092	7	436	588	1,031
Other	1	14	38	120	173	-	3	44	246	293	4	105	339	448	3	70	453	526	2	76	426	504
South Sudan	-	6	3	85	94	-	22	-	1,228	1,250	35	-	66	101	31	6	47	84	29	26	45	100

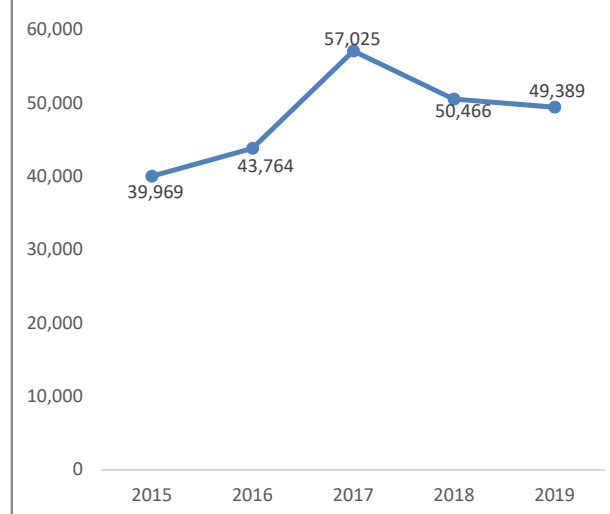
TREND BY LOCATION



TREND BY MAJOR COUNTRIES OF ORIGIN



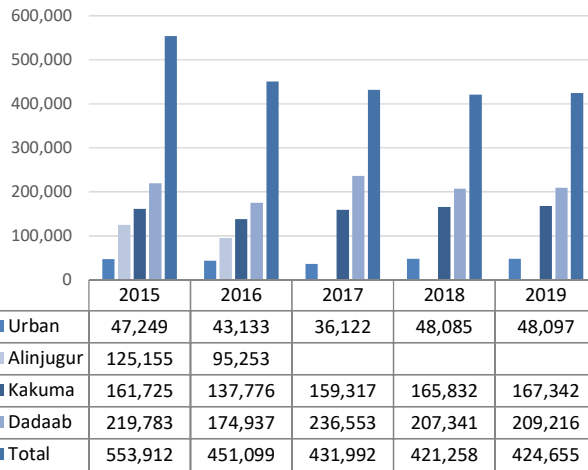
TREND SINCE 2015



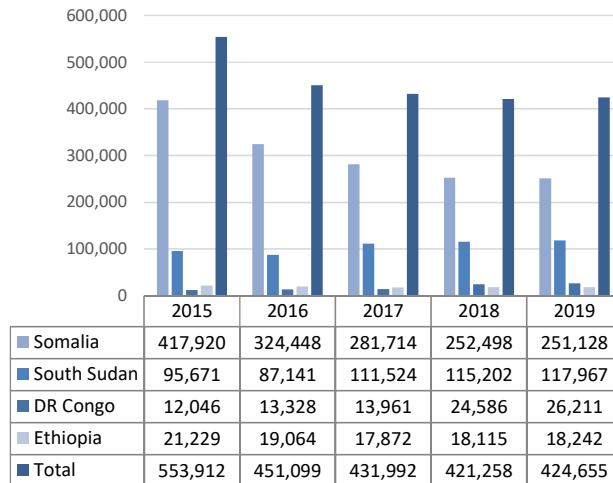
REFUGEES IN KENYA BY COUNTRY OF ORIGIN AND LOCATION

Country of Origin	2015					2016					2017				2018				2019			
	Alinjugur	Dadaab	Kakuma	Nairobi	Total	Alinjugur	Dadaab	Kakuma	Nairobi	Total	Dadaab	Kakuma	Nairobi	Total	Dadaab	Kakuma	Nairobi	Total	Dadaab	Kakuma	Urban	Total
Total	125,155	219,783	161,725	47,249	553,912	95,253	174,937	137,776	43,133	451,099	236,553	159,317	36,122	431,992	207,341	165,832	48,085	421,258	209,216	167,342	48,097	424,655
Somalia	122,499	208,652	54,825	31,944	417,920	93,099	165,225	37,704	28,420	324,448	228,700	35,335	17,679	281,714	200,556	33,534	18,408	252,498	202,471	33,409	15,248	251,128
South Sudan	32	1,271	93,410	958	95,671	13	1,073	84,983	1,072	87,141	955	105,168	5,401	111,524	947	108,444	5,811	115,202	916	110,574	6,477	117,967
DR Congo	32	170	5,559	6,285	12,046	29	134	7,230	5,935	13,328	100	7,311	6,550	13,961	85	8,767	15,734	24,586	82	8,610	17,519	26,211
Ethiopia	2,580	9,499	3,448	5,702	21,229	2,099	8,291	3,233	5,441	19,064	6,630	6,684	4,558	17,872	5,597	7,216	5,302	18,115	5,597	6,979	5,666	18,242
Burundi	7	41	481	319	848	3	82	1,263	369	1,717	56	1,371	478	1,905	43	3,781	1,048	4,872	47	3,807	1,210	5,064
Sudan	-	65	3,217	137	3,419	1	56	2,693	113	2,863	51	2,768	105	2,924	44	3,424	114	3,582	32	3,329	120	3,481
Uganda	3	58	414	162	637	6	62	376	187	631	48	394	192	634	59	377	407	843	62	367	480	909
Eritrea	-	15	69	1,145	1,229	-	7	43	1,031	1,081	6	45	657	708	2	34	671	707	2	26	720	748
Rwanda	-	9	271	533	813	-	7	224	489	720	3	211	372	586	4	208	436	648	4	193	500	697
Other	2	3	31	64	100	3	-	27	76	106	4	30	130	164	4	47	154	205	3	48	157	208

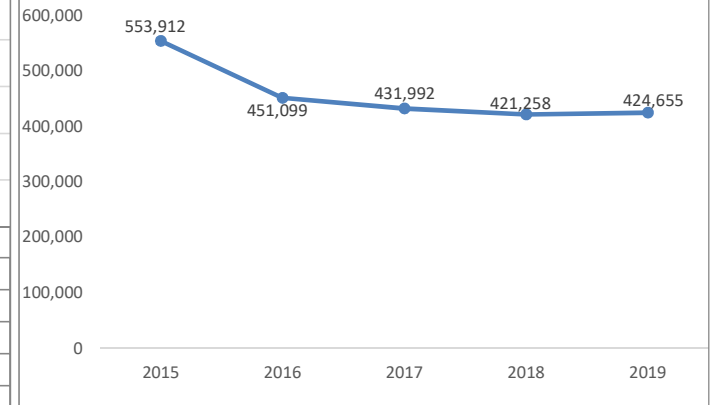
TREND BY LOCATION



TREND BY MAJOR COUNTRIES OF ORIGIN



TREND SINCE 2015



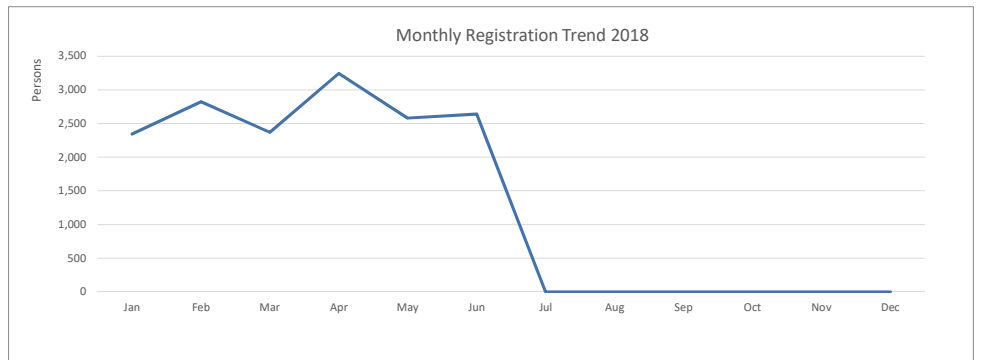
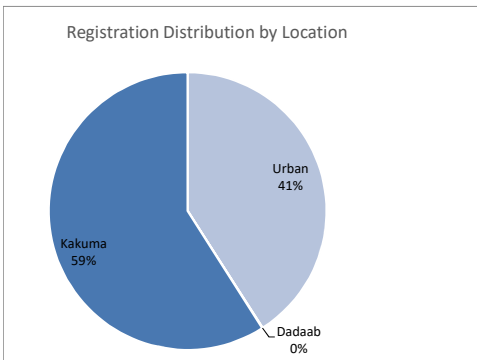
KENYA REGISTRATION TREND BY LOCATION AND COUNTRY OF ORIGIN

Month	Total	AFG	ANG	BDI	BKF	CAR	COB	COD	CMR	ERT	ETH	ICO	LBR	NIG	RSA	RWA	SLE	SOM	SSD	SUD	SYR	TAN	TIB	TUR	UGA	YEM	ZIM	OTHER
Jan	2,345	-	-	202	-	1	4	642	1	67	134	-	-	-	-	31	-	415	741	64	-	-	-	-	36	3	-	4
Feb	2,824	-	-	185	-	-	1	628	-	33	122	-	-	1	-	27	-	360	1,368	59	-	-	-	2	30	6	-	2
Mar	2,368	2	-	276	-	-	9	590	1	27	133	-	-	-	21	8	-	369	870	31	-	1	-	-	26	4	-	-
Apr	3,245	-	-	289	-	-	-	322	-	56	124	-	-	-	-	37	-	469	1,849	53	-	-	-	-	46	-	-	-
May	2,580	2	-	269	-	-	3	249	-	5	41	-	-	-	-	34	-	98	1,836	30	-	-	-	-	13	-	-	-
Jun	2,641	-	-	182	-	-	-	266	-	44	137	-	-	3	-	18	-	301	1,598	33	-	6	-	4	38	9	-	2
Jul	0	-	-	-	-	-	-	-	-	-	-	-	-	-	-	-	-	-	-	-	-	-	-	-	-	-	-	-
Aug	0	-	-	-	-	-	-	-	-	-	-	-	-	-	-	-	-	-	-	-	-	-	-	-	-	-	-	-
Sep	0	-	-	-	-	-	-	-	-	-	-	-	-	-	-	-	-	-	-	-	-	-	-	-	-	-	-	-
Oct	0	-	-	-	-	-	-	-	-	-	-	-	-	-	-	-	-	-	-	-	-	-	-	-	-	-	-	-
Nov	0	-	-	-	-	-	-	-	-	-	-	-	-	-	-	-	-	-	-	-	-	-	-	-	-	-	-	-
Dec	0	-	-	-	-	-	-	-	-	-	-	-	-	-	-	-	-	-	-	-	-	-	-	-	-	-	-	-
Total	16,003	4	0	1,403	0	1	17	2,697	2	232	691	0	0	4	21	155	0	2,012	8,262	270	0	7	0	6	189	22	0	8

Month	Total	AFG	ANG	BDI	BKF	CAR	COB	COD	CMR	ERT	ETH	IND	LBR	NIG	RSA	RWA	SLE	SOM	SSD	SUD	SYR	TAN	TIB	TUR	UGA	YEM	ZIM	OTHER
Jan	1,410	-	-	59	-	1	4	512	1	67	106	-	-	-	-	31	-	404	191	1	-	-	-	-	26	3	-	4
Feb	1,279	-	-	82	-	-	1	473	-	33	100	-	-	1	-	18	-	336	213	-	-	-	-	2	15	4	-	1
Mar	1,281	1	-	182	-	-	1	514	1	27	125	-	-	-	21	-	-	340	47	-	-	1	-	-	17	4	-	-
Apr	1,336	-	-	129	-	-	-	285	-	55	107	-	-	-	-	35	-	409	273	3	-	-	-	-	40	-	-	-
May	320	-	-	12	-	-	-	24	-	5	27	-	-	-	-	2	-	61	187	1	-	-	-	-	1	-	-	-
Jun	920	-	-	46	-	-	-	162	-	44	126	-	-	-	-	8	-	274	213	1	-	6	-	4	26	8	-	2
Jul	0	-	-	-	-	-	-	-	-	-	-	-	-	-	-	-	-	-	-	-	-	-	-	-	-	-	-	-
Aug	0	-	-	-	-	-	-	-	-	-	-	-	-	-	-	-	-	-	-	-	-	-	-	-	-	-	-	-
Sep	0	-	-	-	-	-	-	-	-	-	-	-	-	-	-	-	-	-	-	-	-	-	-	-	-	-	-	-
Oct	0	-	-	-	-	-	-	-	-	-	-	-	-	-	-	-	-	-	-	-	-	-	-	-	-	-	-	-
Nov	0	-	-	-	-	-	-	-	-	-	-	-	-	-	-	-	-	-	-	-	-	-	-	-	-	-	-	-
Dec	0	-	-	-	-	-	-	-	-	-	-	-	-	-	-	-	-	-	-	-	-	-	-	-	-	-	-	-
Total	6,546	1	0	510	0	1	6	1,970	2	231	591	0	0	1	21	94	0	1,824	1,124	6	0	7	0	6	125	19	0	7

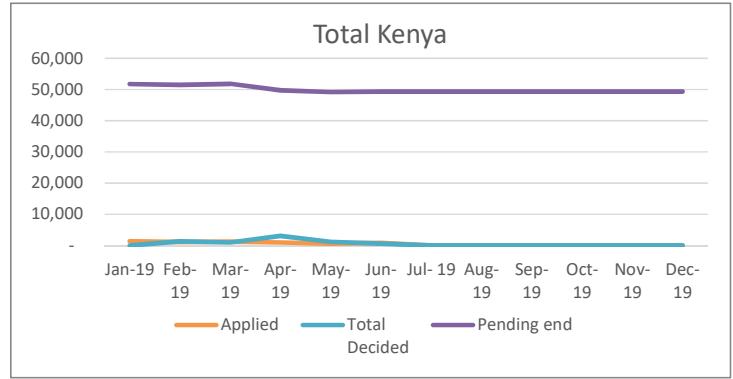
Month	Total	AFG	ANG	BDI	BKF	CAR	COB	COD	CMR	ERT	ETH	ICO	LBR	NIG	RSA	RWA	SLE	SOM	SSD	SUD	SYR	TAN	TIB	TUR	UGA	YEM	ZIM	Other
Jan	4	-	-	-	-	-	-	-	-	-	2	-	-	-	-	-	-	2	-	-	-	-	-	-	-	-	-	-
Feb	0	-	-	-	-	-	-	-	-	-	-	-	-	-	-	-	-	-	-	-	-	-	-	-	-	-	-	-
Mar	2	-	-	-	-	-	-	-	-	-	-	-	-	-	-	-	-	1	-	1	-	-	-	-	-	-	-	-
Apr	4	-	-	-	-	-	-	-	-	-	-	-	-	-	-	-	-	4	-	-	-	-	-	-	-	-	-	-
May	0	-	-	-	-	-	-	-	-	-	-	-	-	-	-	-	-	-	-	-	-	-	-	-	-	-	-	-
Jun	0	-	-	-	-	-	-	-	-	-	-	-	-	-	-	-	-	-	-	-	-	-	-	-	-	-	-	-
Jul	0	-	-	-	-	-	-	-	-	-	-	-	-	-	-	-	-	-	-	-	-	-	-	-	-	-	-	-
Aug	0	-	-	-	-	-	-	-	-	-	-	-	-	-	-	-	-	-	-	-	-	-	-	-	-	-	-	-
Sep	0	-	-	-	-	-	-	-	-	-	-	-	-	-	-	-	-	-	-	-	-	-	-	-	-	-	-	-
Oct	0	-	-	-	-	-	-	-	-	-	-	-	-	-	-	-	-	-	-	-	-	-	-	-	-	-	-	-
Nov	0	-	-	-	-	-	-	-	-	-	-	-	-	-	-	-	-	-	-	-	-	-	-	-	-	-	-	-
Dec	0	-	-	-	-	-	-	-	-	-	-	-	-	-	-	-	-	-	-	-	-	-	-	-	-	-	-	-
Total	10	0	0	0	0	0	0	0	0	0	2	0	0	0	0	0	0	7	0	1	0	0	0	0	0	0	0	0

Month	Total	AFG	ANG	BDI	BKF	CAR	COB	COD	CMR	ERT	ETH	ICO	LBR	NIG	RSA	RWA	SLE	SOM	SSD	SUD	SYR	TAN	TIB	TUR	UGA	YEM	ZIM	Other
Jan	931	-	-	143	-	-	-	130	-	-	26	-	-	-	-	-	-	9	550	63	-	-	-	-	10	-	-	-
Feb	1,545	-	-	103	-	-	-	155	-	-	22	-	-	-	-	9	-	24	1,155	59	-	-	-	-	15	2	-	1
Mar	1,085	1	-	94	-	-	8	76	-	-	8	-	-	-	-	8	-	28	823	30	-	-	-	-	9	-	-	-
Apr	1,905	-	-	160	-	-	-	37	-	1	17	-	-	-	-	2	-	56	1,576	50	-	-	-	-	6	-	-	-
May	2,260	2	-	257	-	-	3	225	-	-	14	-	-	-	-	32	-	37	1,649	29	-	-	-	-	12	-	-	-
Jun	1,721	-	-	136	-	-	-	104	-	-	11	-	-	3	-	10	-	27	1,385	32	-	-	-	-	12	1	-	-
Jul	0	-	-	-	-	-	-	-	-	-	-	-	-	-	-	-	-	-	-	-	-	-	-	-	-	-	-	-
Aug	0	-	-	-	-	-	-	-	-	-	-	-	-	-	-	-	-	-	-	-	-	-	-	-	-	-	-	-
Sep	0	-	-	-	-	-	-	-	-	-	-	-	-	-	-	-	-	-	-	-	-	-	-	-	-	-	-	-
Oct	0	-	-	-	-	-	-	-	-	-	-	-	-	-	-	-	-	-	-	-	-	-	-	-	-	-	-	-
Nov	0	-	-	-	-	-	-	-	-	-	-	-	-	-	-	-	-	-	-	-	-	-	-	-	-	-	-	-
Dec	0	-	-	-	-	-	-	-	-	-	-	-	-	-	-	-	-	-	-	-	-	-	-	-	-	-	-	-
Total	9,447	3	0	893	0	0	11	727	0	1	98	0	0	3	0	61	0	181	7,138	263	0	0	0	0	64	3	0	1

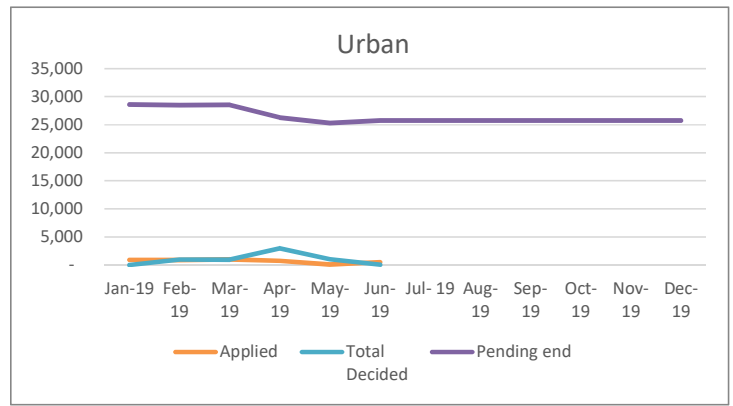


Individual Asylum Applications and Refugee Status Determination Trend

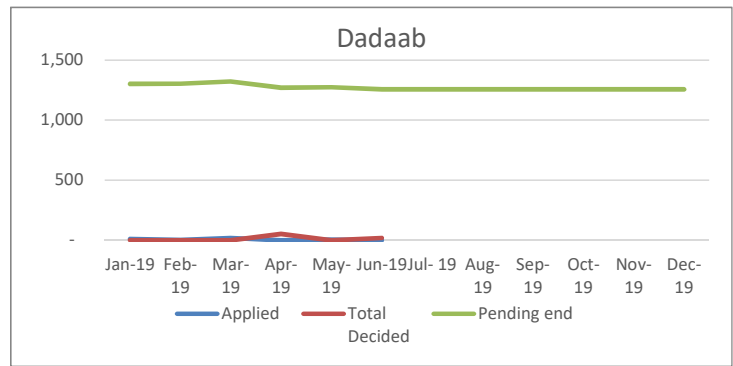
Total	Month	Pending begin	Applied	Reco-gnized	Reje-cted	Oth. Closed	Total Decided	Pending end
	Jan-19	50,466	1,364	5	-	4	9	51,821
	Feb-19	51,821	1,169	1	-	1,411	1,412	51,578
	Mar-19	51,578	1,244	696	-	271	967	51,855
	Apr-19	51,855	1,000	703	-	2,391	3,094	49,761
	May-19	49,761	668	971	-	264	1,235	49,194
	Jun-19	49,194	856	50	-	611	661	49,389
	Jul-19	49,389	-	-	-	-	-	49,389
	Aug-19	49,389	-	-	-	-	-	49,389
	Sep-19	49,389	-	-	-	-	-	49,389
	Oct-19	49,389	-	-	-	-	-	49,389
	Nov-19	49,389	-	-	-	-	-	49,389
	Dec-19	49,389	-	-	-	-	-	49,389
Total		6,301	2,426	-	4,952	7,378		



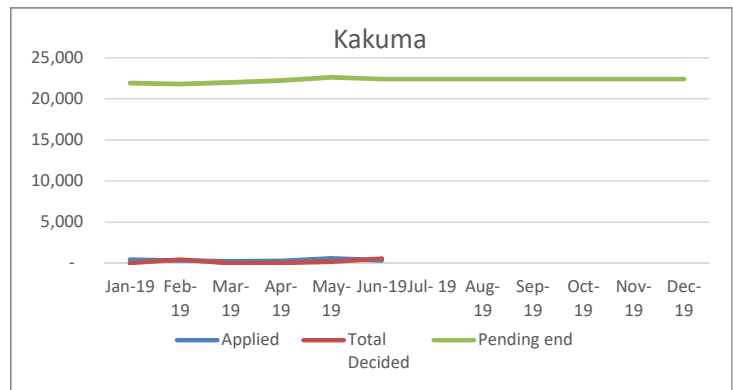
Urban	Month	Pending begin	Applied	Reco-gnized	Reje-cted	Oth. Closed	Total Decided	Pending end
	Jan-19	27,657	933	-	-	-	-	28,590
	Feb-19	28,590	858	1	-	971	972	28,476
	Mar-19	28,476	1,008	696	-	271	967	28,517
	Apr-19	28,517	726	703	-	2,285	2,988	26,255
	May-19	26,255	90	971	-	74	1,045	25,300
	Jun-19	25,300	520	35	-	53	88	25,732
	Jul-19	25,732						25,732
	Aug-19	25,732						25,732
	Sep-19	25,732						25,732
	Oct-19	25,732						25,732
	Nov-19	25,732						25,732
	Dec-19	25,732						25,732
Total		4,135	2,406	-	3,654	6,060		



Dadaab	Month	Pending begin	Applied	Reco-gnized	Reje-cted	Oth. Closed	Total Decided	Pending end
	Jan-19	1,292	10	-	-	1	1	1,301
	Feb-19	1,301	2	-	-	-	-	1,303
	Mar-19	1,303	19	-	-	-	-	1,322
	Apr-19	1,322	-	-	-	52	52	1,270
	May-19	1,270	5	-	-	-	-	1,275
	Jun-19	1,275	-	-	-	19	19	1,256
	Jul-19	1,256						1,256
	Aug-19	1,256						1,256
	Sep-19	1,256						1,256
	Oct-19	1,256						1,256
	Nov-19	1,256						1,256
	Dec-19	1,256						1,256
Total		36	-	-	72	72		



Kakuma	Month	Pending begin	Applied	Reco-gnized	Reje-cted	Oth. Closed	Total Decided	Pending end
	Jan-19	21,517	421	5	-	3	8	21,930
	Feb-19	21,930	309	-	-	440	440	21,799
	Mar-19	21,799	217	-	-	-	-	22,016
	Apr-19	22,016	274	-	-	54	54	22,236
	May-19	22,236	573	-	-	190	190	22,619
	Jun-19	22,619	336	15	-	539	554	22,401
	Jul-19	22,401						22,401
	Aug-19	22,401						22,401
	Sep-19	22,401						22,401
	Oct-19	22,401						22,401
	Nov-19	22,401						22,401
	Dec-19	22,401						22,401
Total		2,130	20	-	1,226	1,246		



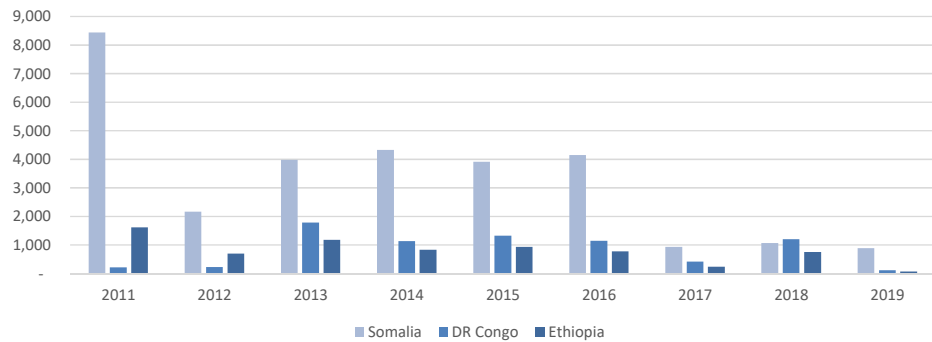
RESETTLEMENT SUBMISSION BY COUNTRY OF ORIGIN

Country of Origin	2011	2012	2013	2014	2015	2016	2017	2018	2019	Total
Somalia	8,439	2,170	3,985	4,325	3,909	4,147	929	1,068	885	29,857
DR Congo	218	230	1,783	1,132	1,326	1,143	424	1,203	113	7,572
Ethiopia	1,617	700	1,181	830	941	785	237	748	66	7,105
South Sudan	-	33	214	111	420	701	143	1,229	615	3,466
Sudan	175	30	29	158	541	104	4	34	-	1,075
Uganda	13	5	24	88	108	107	47	136	144	672
Burundi	17	22	58	46	121	81	100	121	30	596
Eritrea	25	20	111	73	116	55	26	39	10	475
Rwanda	13	24	22	31	78	26	10	17	10	231
Other	1	5	5	11	26	14	20	16	9	107
Total	10,518	3,239	7,412	6,805	7,586	7,163	1,940	4,611	1,882	51,156

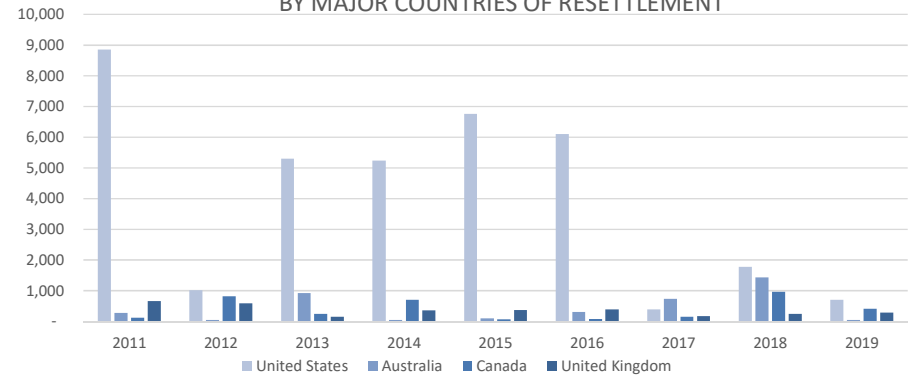
RESETTLEMENT SUBMISSION BY COUNTRY OF RESETTLEMENT

Country of Submission	2011	2012	2013	2014	2015	2016	2017	2018	2019	Total
United States	8,849	1,019	5,304	5,239	6,764	6,105	391	1,775	714	36,160
Australia	281	50	932	53	107	310	736	1,438	54	3,961
Canada	129	821	254	705	69	75	158	963	414	3,588
United Kingdom	657	585	155	363	378	397	180	243	291	3,249
Sweden	391	402	342	397	81	262	353	120	403	2,751
Norway	72	218	218	12	11	5	6	1	-	543
Netherlands	109	114	145	16	130	-	-	-	-	514
France	-	-	29	-	-	1	88	46	4	168
Other	24	16	17	6	17	2	28	25	2	137
Denmark	6	14	16	14	29	6	-	-	-	85
Total	10,518	3,239	7,412	6,805	7,586	7,163	1,940	4,611	1,882	51,156

RESETTLEMENT SUBMISSION TRENDS BY MAJOR COUNTRIES OF ORIGIN



RESETTLEMENT SUBMISSION TRENDS BY MAJOR COUNTRIES OF RESETTLEMENT



Submissions to end of April '19

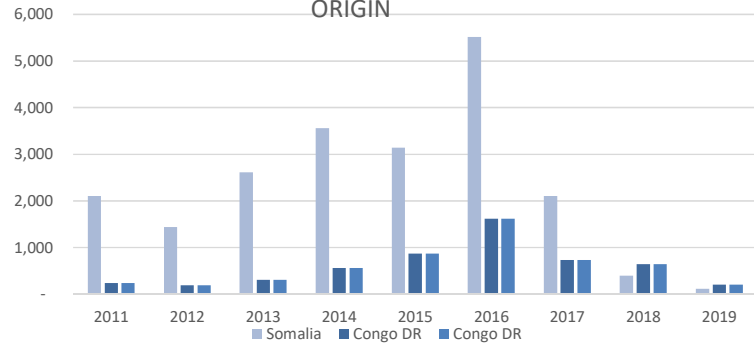
RESETTLEMENT DEPARTURES BY COUNTRY OF ORIGIN

Country of Origin	2011	2012	2013	2014	2015	2016	2017	2018	2019	Total
Somalia	2,102	1,442	2,612	3,562	3,142	5,521	2,102	398	113	20,994
Ethiopia	906	806	469	480	645	1,265	663	282	60	5,576
Congo DR	234	192	308	560	874	1,621	730	643	208	5,370
SSD	-	35	88	92	136	412	272	100	23	1,158
Sudan	213	102	61	82	46	123	184	9	1	821
Eritrea	48	25	25	57	28	121	62	21	7	394
Burundi	35	14	13	23	30	70	50	81	46	362
Uganda	7	14	2	36	69	70	50	73	10	331
Rwanda	35	26	26	21	28	56	24	28	3	247
Other	1	3	-	-	3	27	4	6	8	52
Total	3,581	2,659	3,604	4,913	5,001	9,286	4,141	1,641	479	35,305

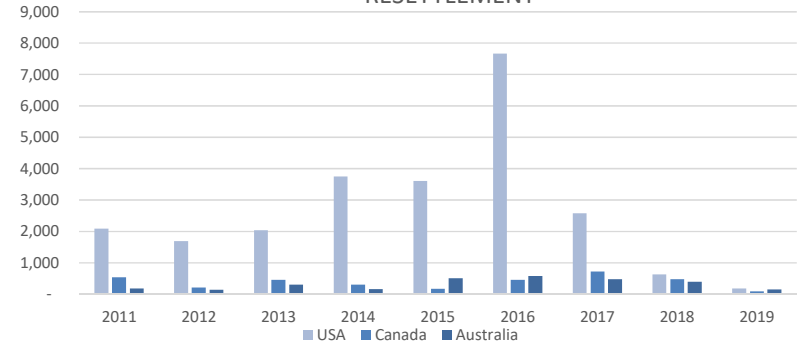
RESETTLEMENT DEPARTURES BY COUNTRY OF RESETTLEMENT

Country of Resettlement	2011	2012	2013	2014	2015	2016	2017	2018	2019	Total
USA	2,083	1,688	2,040	3,751	3,610	7,665	2,585	633	181	24,236
Canada	541	213	464	302	174	452	725	480	92	3,443
Australia	182	141	311	160	514	580	475	398	155	2,916
United Kingdom	208	460	260	279	308	267	248	111	36	2,177
Sweden	329	88	331	229	341	238	83	4	-	1,643
Norway	58	18	159	78	32	3	7	-	1	356
Netherlands	81	29	-	87	2	70	-	-	-	269
Other	89	12	13	20	13	2	7	15	14	185
Denmark	-	10	22	7	7	4	-	-	-	50
New Zealand	10	-	4	-	-	5	11	-	-	30
Total	3,581	2,659	3,604	4,913	5,001	9,286	4,141	1,641	479	35,305

RESETTLEMENT DEPARTURE TRENDS BY MAJOR COUNTRIES OF ORIGIN



RESETTLEMENT DEPARTURE TRENDS BY MAJOR COUNTRIES OF RESETTLEMENT



departures to end of April '19

**VOLUNTARY REPATRIATION FROM KENYA
BY COUNTRY OF ORIGIN**

Country of Origin	Year											
	2009	2010	2011	2012	2013	2014	2015	2016	2017	2018	2019	Total
Sudan	665	64	28									757
Burundi	2	1		4						586	74	667
Rwanda	1	2	2	1								6
Mozambique	-	5							4			9
Somalia	-	6	69	4		485	5,616	33,783	35,403	7,559	1,395	84,320
Congo	-	3	2	7	3						4	19
Ethiopia	-	-								1,963		1,963
Uganda	-	-	4	1								5
Other	-	2	6					6		1	-	15
Total	668	83	111	17	3	485	5,616	33,789	35,407	10,109	1,473	87,761

