

Statistical Summary

as of
31-Jul-19

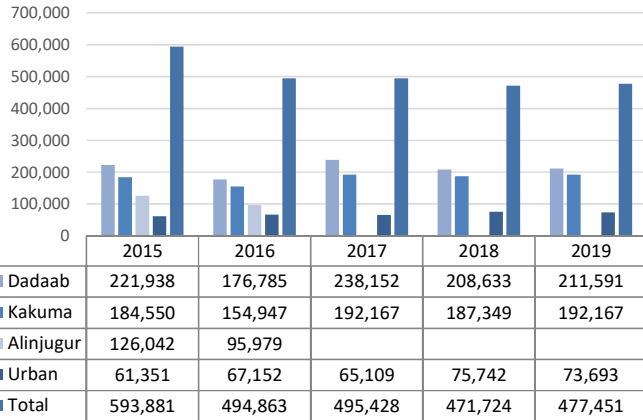
Refugees and Asylum Seekers in Kenya

	Total	Dadaab	Kakuma	Urban	
A. Refugees and Asylum Seekers	477,451	211,591	192,167	73,693	- Page 2
B. Registration	18,230	11	10,417	7,802	- Page 6
C. Refugee Status Determination					- Page 7
1. Applied	8,105	43	2,724	5,338	
2. Recognized	2,930	0	95	2,835	
3. Rejected	0	0	0	0	
4. Pending	50,206	1,263	22,920	26,023	
D. 2019 Resettlement Submissions	2,230				- Page 8
E. 2019 Resettlement Departures	818				- Page 9
F. 2019 Voluntary Repatriation	1,715	1462	236	17	- Page 10

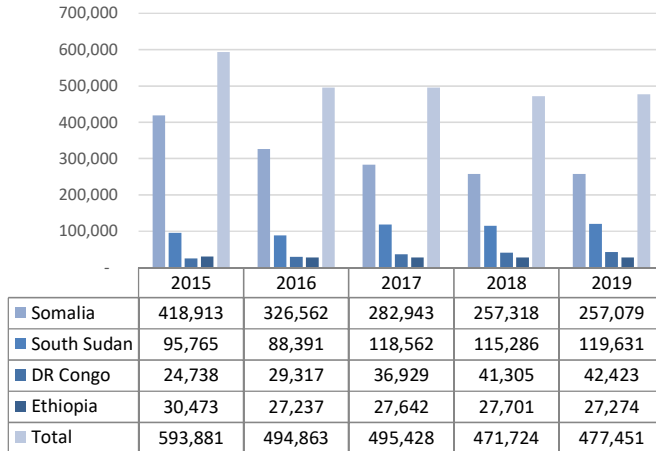
REFUGEES AND ASYLUM SEEKERS IN KENYA BY COUNTRY OF ORIGIN AND LOCATION

Country of Origin	2015					2016					2017				2018				2019			
	Alinjugur	Dadaab	Kakuma	Nairobi	Total	Alinjugur	Dadaab	Kakuma	Nairobi	Total	Dadaab	Kakuma	Nairobi	Total	Dadaab	Kakuma	Nairobi	Total	Dadaab	Kakuma	Urban	Total
Total	126,042	221,938	184,550	61,351	593,881	95,979	176,785	154,947	67,152	494,863	238,152	192,167	65,109	495,428	208,633	187,349	75,742	471,724	211,591	192,167	73,693	477,451
Somalia	122,663	208,741	54,886	32,623	418,913	93,342	165,388	37,813	30,019	326,562	229,064	34,146	19,733	282,943	200,886	33,844	22,588	257,318	203,851	34,146	19,082	257,079
South Sudan	32	1,277	93,413	1,043	95,765	13	1,095	84,983	2,300	88,391	990	112,118	5,454	118,562	978	108,450	5,858	115,286	941	112,118	6,572	119,631
DR Congo	154	187	9,861	14,536	24,738	68	150	9,753	19,346	29,317	114	12,752	24,063	36,929	93	12,232	28,980	41,305	85	12,752	29,586	42,423
Ethiopia	3,094	11,399	7,595	8,385	30,473	2,525	9,873	5,366	9,473	27,237	7,759	10,232	9,651	27,642	6,478	10,502	10,721	27,701	6,516	10,232	10,526	27,274
Burundi	70	138	6,804	1,300	8,312	14	120	6,164	2,163	8,461	83	10,787	2,611	13,481	65	10,020	3,237	13,322	79	10,787	3,388	14,254
Sudan	-	74	10,023	169	10,266	1	58	9,078	169	9,306	53	9,867	166	10,086	46	9,879	181	10,106	33	9,867	171	10,071
Uganda	12	67	1,158	670	1,907	7	72	1,159	732	1,970	57	1,443	720	2,220	65	1,501	846	2,412	68	1,443	937	2,448
Eritrea	-	18	126	1,481	1,625	-	9	55	1,526	1,590	8	53	1,273	1,334	4	192	1,607	1,803	4	53	1,728	1,785
Rwanda	14	20	615	960	1,609	6	17	505	1,102	1,630	16	642	1,015	1,673	11	612	1,117	1,740	11	642	1,107	1,760
Other	3	17	69	184	273	3	3	71	322	399	8	127	423	558	7	117	607	731	3	127	596	726

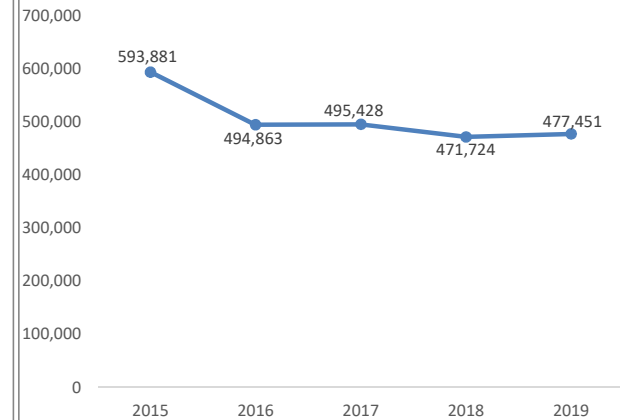
TREND BY LOCATION



TREND BY MAJOR COUNTRIES OF ORIGIN

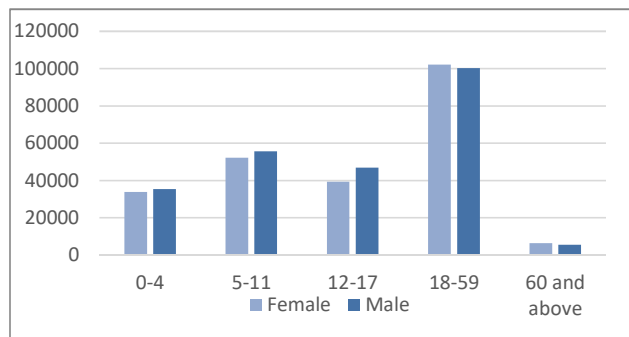


TREND SINCE 2015

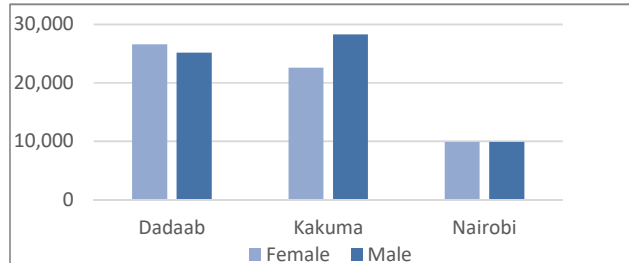


REFUGEES AND ASYLUM SEEKERS IN KENYA : DEMOGRAPHIC BREAKDOWN

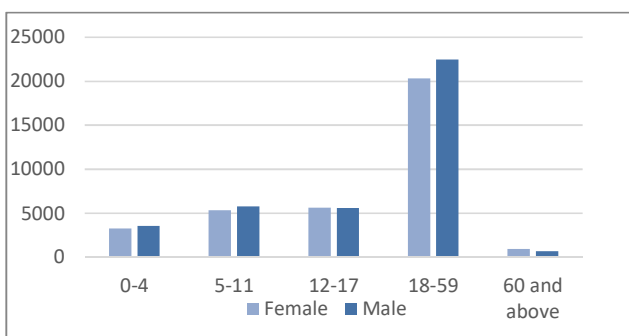
Total Kenya	Age Group	Sex				Total	
		Female		Male			
		#	%	#	%	#	%
0-4	33,734	7.1%	35,293	7.4%	69,027	14.5%	
5-11	52,160	10.9%	55,741	11.7%	107,901	22.6%	
12-17	39,275	8.2%	46,900	9.8%	86,175	18.0%	
18-59	102,181	21.4%	100,240	21.0%	202,421	42.4%	
60 and above	6,472	1.4%	5,455	1.1%	11,927	2.5%	
Total	233,822	49.0%	243,629	51.0%	477,451		



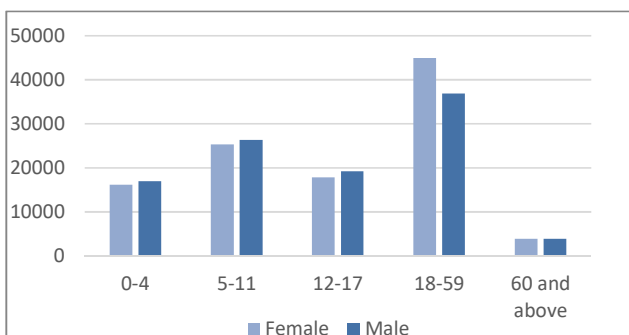
18 - 35 years	Site Name	Sex				Total	
		Female		Male			
		#	%	#	%	#	%
Dadaab	26,603	21.7%	25,175	20.6%	51,778	42.3%	
Kakuma	22,607	18.5%	28,279	23.1%	50,886	41.6%	
Nairobi	9,885	8.1%	9,883	8.1%	19,768	16.1%	
Total	59,095	48.3%	63,337	51.7%	122,432		



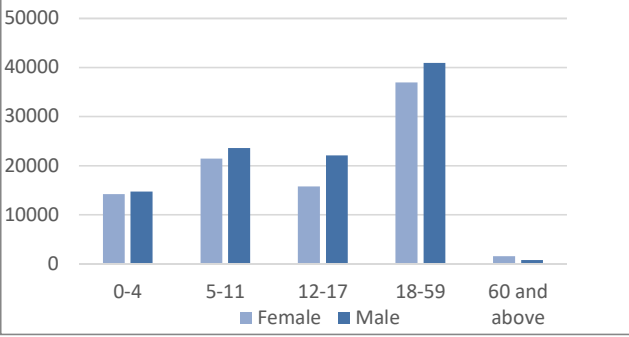
Urban	Age Group	Sex				Total	
		Female		Male			
		#	%	#	%	#	%
0-4	3,284	4.5%	3,581	4.9%	6,865	9.3%	
5-11	5,383	7.3%	5,786	7.9%	11,169	15.2%	
12-17	5,659	7.7%	5,589	7.6%	11,248	15.3%	
18-59	20,299	27.5%	22,463	30.5%	42,762	58.0%	
60 and above	944	1.3%	705	1.0%	1,649	2.2%	
Total	35,569	48.3%	38,124	51.7%	73,693		



Dadaab	Age Group	Sex				Total	
		Female		Male			
		#	%	#	%	#	%
0-4	16,186	7.6%	16,988	8.0%	33,174	15.7%	
5-11	25,314	12.0%	26,363	12.5%	51,677	24.4%	
12-17	17,824	8.4%	19,236	9.1%	37,060	17.5%	
18-59	44,950	21.2%	36,881	17.4%	81,831	38.7%	
60 and above	3,936	1.9%	3,913	1.8%	7,849	3.7%	
Total	108,210	51.1%	103,381	48.9%	211,591		



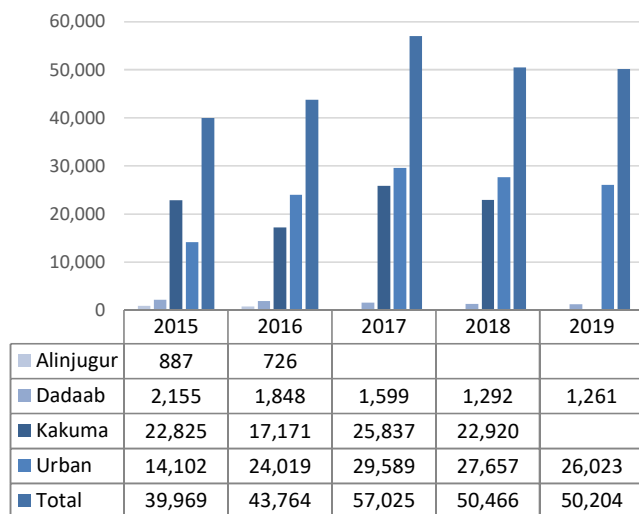
Kakuma	Age Group	Sex				Total	
		Female		Male			
		#	%	#	%	#	%
0-4	14,264	7.4%	14,724	7.7%	28,988	15.1%	
5-11	21,463	11.2%	23,592	12.3%	45,055	23.4%	
12-17	15,792	8.2%	22,075	11.5%	37,867	19.7%	
18-59	36,932	19.2%	40,896	21.3%	77,828	40.5%	
60 and above	1,592	0.8%	837	0.4%	2,429	1.3%	
Total	90,043	46.9%	102,124	53.1%	192,167		



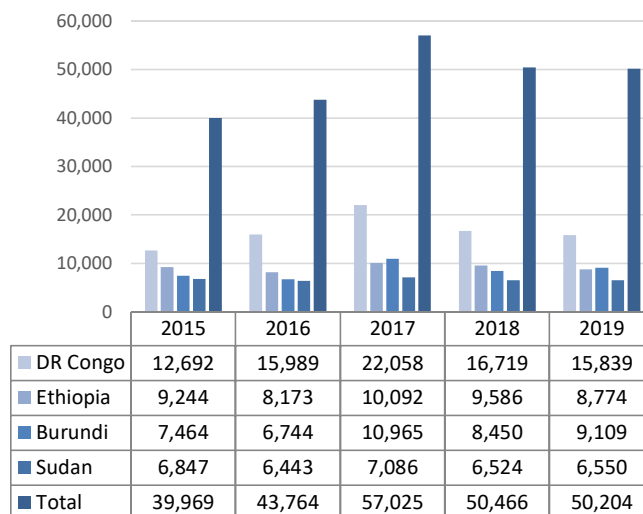
ASYLUM SEEKERS STATISTICS BY COUNTRY OF ORIGIN AND LOCATION

Country of Origin	2015					2016					2017				2018				2019			
	Alinjugur	Dadaab	Kakuma	Nairobi	Total	Alinjugur	Dadaab	Kakuma	Nairobi	Total	Dadaab	Kakuma	Nairobi	Total	Dadaab	Kakuma	Nairobi	Total	Dadaab	Kakuma	Urban	Total
Total	887	2,155	22,825	14,102	39,969	726	1,848	17,171	24,019	43,764	1,599	25,837	29,589	57,025	1,292	21,517	27,657	50,466	1,261	22,920	26,023	50,204
DR Congo	122	17	4,302	8,251	12,692	39	16	2,523	13,411	15,989	14	4,222	17,822	22,058	8	3,465	13,246	16,719	6	4,064	11,769	15,839
Ethiopia	514	1,900	4,147	2,683	9,244	425	1,583	2,133	4,032	8,173	1,129	3,786	5,177	10,092	881	3,286	5,419	9,586	874	3,233	4,667	8,774
Burundi	63	97	6,323	981	7,464	11	38	4,901	1,794	6,744	27	8,763	2175	10,965	22	6,239	2,189	8,450	30	6,928	2,151	9,109
Sudan	-	9	6,806	32	6,847	-	2	6,385	56	6,443	2	7,021	63	7,086	2	6,455	67	6,524	2	6,498	50	6,550
Somalia	164	89	61	679	993	244	162	109	1,599	2,114	364	214	2,119	2,697	330	310	4,180	4,820	304	540	4,942	5,786
Uganda	9	9	744	508	1,270	1	10	783	545	1,339	9	1,311	533	1,853	6	1,124	439	1,569	6	1,070	451	1,527
Eritrea	-	3	57	336	396	-	2	12	495	509	2	15	632	649	2	158	936	1,096	2	27	941	970
Rwanda	14	11	344	427	796	6	10	281	613	910	13	400	663	1,076	7	404	681	1,092	7	449	599	1,055
Other	1	14	38	120	173	-	3	44	246	293	4	105	339	448	3	70	453	526	-	78	408	486
South Sudan	-	6	3	85	94	-	22	-	1,228	1,250	35	-	66	101	31	6	47	84	30	33	45	108

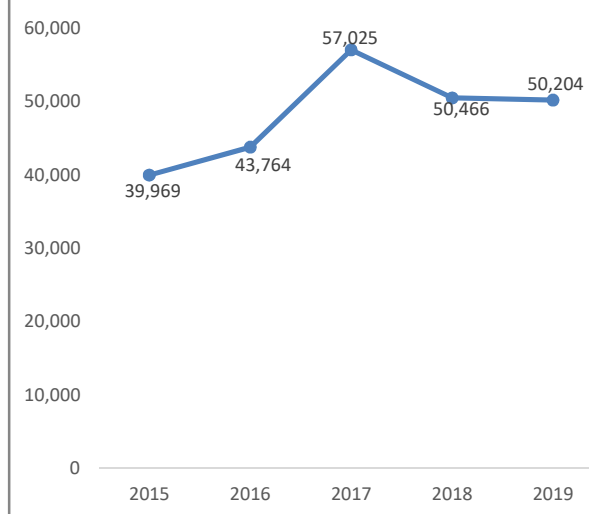
TREND BY LOCATION



TREND BY MAJOR COUNTRIES OF ORIGIN



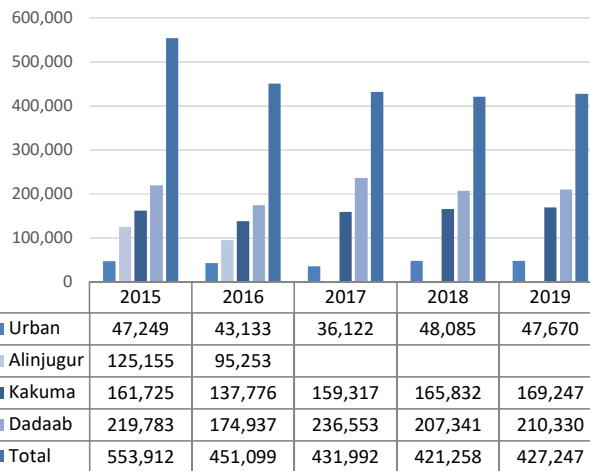
TREND SINCE 2015



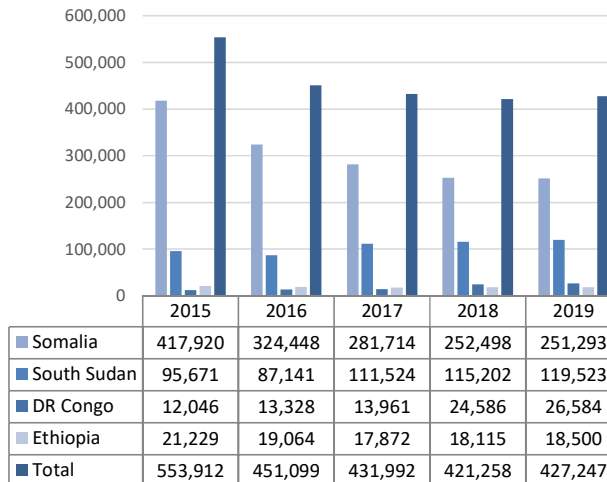
REFUGEES IN KENYA BY COUNTRY OF ORIGIN AND LOCATION

Country of Origin	2015					2016					2017				2018				2019			
	Alinjugur	Dadaab	Kakuma	Nairobi	Total	Alinjugur	Dadaab	Kakuma	Nairobi	Total	Dadaab	Kakuma	Nairobi	Total	Dadaab	Kakuma	Nairobi	Total	Dadaab	Kakuma	Urban	Total
Total	125,155	219,783	161,725	47,249	553,912	95,253	174,937	137,776	43,133	451,099	236,553	159,317	36,122	431,992	207,341	165,832	48,085	421,258	210,330	169,247	47,670	427,247
Somalia	122,499	208,652	54,825	31,944	417,920	93,099	165,225	37,704	28,420	324,448	228,700	35,335	17,679	281,714	200,556	33,534	18,408	252,498	203,547	33,606	14,140	251,293
South Sudan	32	1,271	93,410	958	95,671	13	1,073	84,983	1,072	87,141	955	105,168	5,401	111,524	947	108,444	5,811	115,202	911	112,085	6,527	119,523
DR Congo	32	170	5,559	6,285	12,046	29	134	7,230	5,935	13,328	100	7,311	6,550	13,961	85	8,767	15,734	24,586	79	8,688	17,817	26,584
Ethiopia	2,580	9,499	3,448	5,702	21,229	2,099	8,291	3,233	5,441	19,064	6,630	6,684	4,558	17,872	5,597	7,216	5,302	18,115	5,642	6,999	5,859	18,500
Burundi	7	41	481	319	848	3	82	1,263	369	1,717	56	1,371	478	1,905	43	3,781	1,048	4,872	49	3,859	1,237	5,145
Sudan	-	65	3,217	137	3,419	1	56	2,693	113	2,863	51	2,768	105	2,924	44	3,424	114	3,582	31	3,369	121	3,521
Uganda	3	58	414	162	637	6	62	376	187	631	48	394	192	634	59	377	407	843	62	373	486	921
Eritrea	-	15	69	1,145	1,229	-	7	43	1,031	1,081	6	45	657	708	2	34	671	707	2	26	787	815
Rwanda	-	9	271	533	813	-	7	224	489	720	3	211	372	586	4	208	436	648	4	193	508	705
Other	2	3	31	64	100	3	-	27	76	106	4	30	130	164	4	47	154	205	3	49	188	240

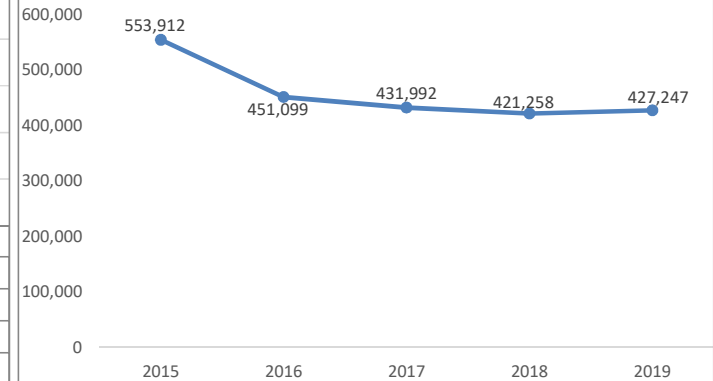
TREND BY LOCATION



TREND BY MAJOR COUNTRIES OF ORIGIN



TREND SINCE 2015



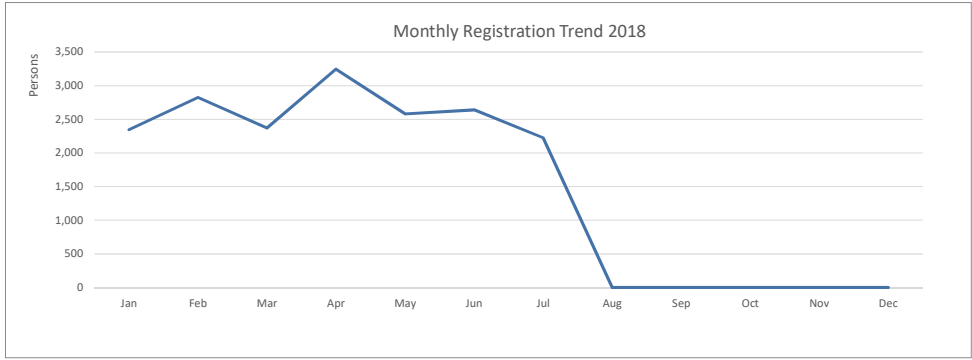
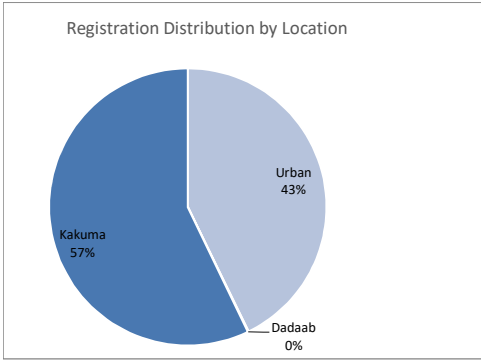
KENYA REGISTRATION TREND BY LOCATION AND COUNTRY OF ORIGIN

Month	Total	AFG	ANG	BDI	BKF	CAR	COB	COD	CMR	ERT	ETH	ICO	LBR	NIG	RSA	RWA	SLE	SOM	SSD	SUD	SYR	TAN	TIB	TUR	UGA	YEM	ZIM	OTHER
Jan	2,345	-	-	202	-	1	4	642	1	67	134	-	-	-	-	31	-	415	741	64	-	-	-	-	36	3	-	4
Feb	2,824	-	-	185	-	-	1	628	-	33	122	-	-	1	-	27	-	360	1,368	59	-	-	-	2	30	6	-	2
Mar	2,368	2	-	276	-	-	9	590	1	27	133	-	-	-	21	8	-	369	870	31	-	1	-	-	26	4	-	-
Apr	3,245	-	-	289	-	-	-	322	-	56	124	-	-	-	-	37	-	469	1,849	53	-	-	-	-	46	-	-	-
May	2,580	2	-	269	-	-	3	249	-	5	41	-	-	-	-	34	-	98	1,836	30	-	-	-	-	13	-	-	-
Jun	2,641	-	-	182	-	-	-	266	-	44	137	-	-	3	-	18	-	301	1,598	33	-	6	-	4	38	9	-	2
Jul	2,227	-	-	294	-	-	2	462	-	67	222	-	-	-	-	25	-	456	630	12	-	-	-	10	46	1	-	-
Aug	0	-	-	-	-	-	-	-	-	-	-	-	-	-	-	-	-	-	-	-	-	-	-	-	-	-	-	-
Sep	0	-	-	-	-	-	-	-	-	-	-	-	-	-	-	-	-	-	-	-	-	-	-	-	-	-	-	-
Oct	0	-	-	-	-	-	-	-	-	-	-	-	-	-	-	-	-	-	-	-	-	-	-	-	-	-	-	-
Nov	0	-	-	-	-	-	-	-	-	-	-	-	-	-	-	-	-	-	-	-	-	-	-	-	-	-	-	-
Dec	0	-	-	-	-	-	-	-	-	-	-	-	-	-	-	-	-	-	-	-	-	-	-	-	-	-	-	-
Total	18,230	4	0	1,697	0	1	19	3,159	2	299	913	0	0	4	21	180	0	2,468	8,892	282	0	7	0	16	235	23	0	8

Month	Total	AFG	ANG	BDI	BKF	CAR	COB	COD	CMR	ERT	ETH	IND	LBR	NIG	RSA	RWA	SLE	SOM	SSD	SUD	SYR	TAN	TIB	TUR	UGA	YEM	ZIM	OTHER
Jan	1,410	-	-	59	-	1	4	512	1	67	106	-	-	-	-	31	-	404	191	1	-	-	-	-	26	3	-	4
Feb	1,279	-	-	82	-	-	1	473	-	33	100	-	-	1	-	18	-	336	213	-	-	-	-	2	15	4	-	1
Mar	1,281	1	-	182	-	-	1	514	1	27	125	-	-	-	21	-	-	340	47	-	-	1	-	-	17	4	-	-
Apr	1,336	-	-	129	-	-	-	285	-	55	107	-	-	-	-	35	-	409	273	3	-	-	-	-	40	-	-	-
May	320	-	-	12	-	-	-	24	-	5	27	-	-	-	-	2	-	61	187	1	-	-	-	-	1	-	-	-
Jun	920	-	-	46	-	-	-	162	-	44	126	-	-	-	-	8	-	274	213	1	-	6	-	4	26	8	-	2
Jul	1,256	-	-	81	-	-	1	382	-	67	208	-	-	-	-	18	-	403	53	1	-	-	-	10	31	1	-	-
Aug	0	-	-	-	-	-	-	-	-	-	-	-	-	-	-	-	-	-	-	-	-	-	-	-	-	-	-	-
Sep	0	-	-	-	-	-	-	-	-	-	-	-	-	-	-	-	-	-	-	-	-	-	-	-	-	-	-	-
Oct	0	-	-	-	-	-	-	-	-	-	-	-	-	-	-	-	-	-	-	-	-	-	-	-	-	-	-	-
Nov	0	-	-	-	-	-	-	-	-	-	-	-	-	-	-	-	-	-	-	-	-	-	-	-	-	-	-	-
Dec	0	-	-	-	-	-	-	-	-	-	-	-	-	-	-	-	-	-	-	-	-	-	-	-	-	-	-	-
Total	7,802	1	0	591	0	1	7	2,352	2	298	799	0	0	1	21	112	0	2,227	1,177	7	0	7	0	16	156	20	0	7

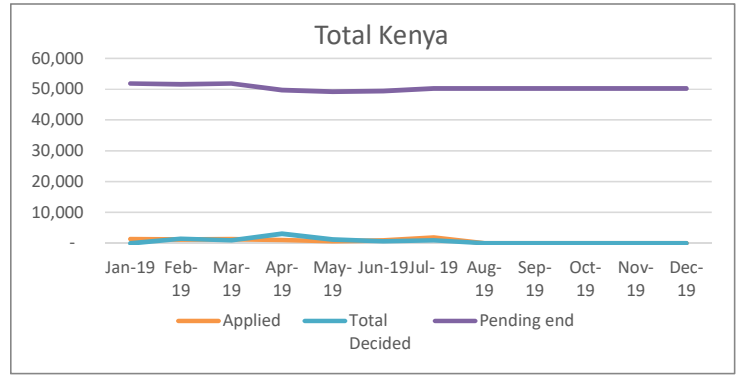
Month	Total	AFG	ANG	BDI	BKF	CAR	COB	COD	CMR	ERT	ETH	ICO	LBR	NIG	RSA	RWA	SLE	SOM	SSD	SUD	SYR	TAN	TIB	TUR	UGA	YEM	ZIM	Other
Jan	4	-	-	-	-	-	-	-	-	-	2	-	-	-	-	-	-	2	-	-	-	-	-	-	-	-	-	-
Feb	0	-	-	-	-	-	-	-	-	-	-	-	-	-	-	-	-	-	-	-	-	-	-	-	-	-	-	-
Mar	2	-	-	-	-	-	-	-	-	-	-	-	-	-	-	-	-	1	-	1	-	-	-	-	-	-	-	-
Apr	4	-	-	-	-	-	-	-	-	-	-	-	-	-	-	-	-	4	-	-	-	-	-	-	-	-	-	-
May	0	-	-	-	-	-	-	-	-	-	-	-	-	-	-	-	-	-	-	-	-	-	-	-	-	-	-	-
Jun	0	-	-	-	-	-	-	-	-	-	-	-	-	-	-	-	-	-	-	-	-	-	-	-	-	-	-	-
Jul	1	-	-	-	-	-	-	-	-	-	-	-	-	-	-	-	-	1	-	-	-	-	-	-	-	-	-	-
Aug	0	-	-	-	-	-	-	-	-	-	-	-	-	-	-	-	-	-	-	-	-	-	-	-	-	-	-	-
Sep	0	-	-	-	-	-	-	-	-	-	-	-	-	-	-	-	-	-	-	-	-	-	-	-	-	-	-	-
Oct	0	-	-	-	-	-	-	-	-	-	-	-	-	-	-	-	-	-	-	-	-	-	-	-	-	-	-	-
Nov	0	-	-	-	-	-	-	-	-	-	-	-	-	-	-	-	-	-	-	-	-	-	-	-	-	-	-	-
Dec	0	-	-	-	-	-	-	-	-	-	-	-	-	-	-	-	-	-	-	-	-	-	-	-	-	-	-	-
Total	11	0	0	0	0	0	0	0	0	0	2	0	0	0	0	0	0	8	0	1	0	0	0	0	0	0	0	0

Month	Total	AFG	ANG	BDI	BKF	CAR	COB	COD	CMR	ERT	ETH	ICO	LBR	NIG	RSA	RWA	SLE	SOM	SSD	SUD	SYR	TAN	TIB	TUR	UGA	YEM	ZIM	Other
Jan	931	-	-	143	-	-	-	130	-	-	26	-	-	-	-	-	-	9	550	63	-	-	-	-	10	-	-	-
Feb	1,545	-	-	103	-	-	-	155	-	-	22	-	-	-	-	9	-	24	1,155	59	-	-	-	-	15	2	-	1
Mar	1,085	1	-	94	-	-	8	76	-	-	8	-	-	-	8	-	28	823	30	-	-	-	-	-	9	-	-	-
Apr	1,905	-	-	160	-	-	-	37	-	1	17	-	-	-	2	-	56	1,576	50	-	-	-	-	-	6	-	-	-
May	2,260	2	-	257	-	-	3	225	-	-	14	-	-	-	32	-	37	1,649	29	-	-	-	-	-	12	-	-	-
Jun	1,721	-	-	136	-	-	-	104	-	-	11	-	-	3	-	10	-	27	1,385	32	-	-	-	-	12	1	-	-
Jul	970	-	-	213	-	-	1	80	-	-	14	-	-	-	7	-	52	577	11	-	-	-	-	15	-	-	-	-
Aug	0	-	-	-	-	-	-	-	-	-	-	-	-	-	-	-	-	-	-	-	-	-	-	-	-	-	-	-
Sep	0	-	-	-	-	-	-	-	-	-	-	-	-	-	-	-	-	-	-	-	-	-	-	-	-	-	-	-
Oct	0	-	-	-	-	-	-	-	-	-	-	-	-	-	-	-	-	-	-	-	-	-	-	-	-	-	-	-
Nov	0	-	-	-	-	-	-	-	-	-	-	-	-	-	-	-	-	-	-	-	-	-	-	-	-	-	-	-
Dec	0	-	-	-	-	-	-	-	-	-	-	-	-	-	-	-	-	-	-	-	-	-	-	-	-	-	-	-
Total	10,417	3	0	1,106	0	0	12	807	0	1	112	0	0	3	0	68	0	233	7,715	274	0	0	0	0	79	3	0	1

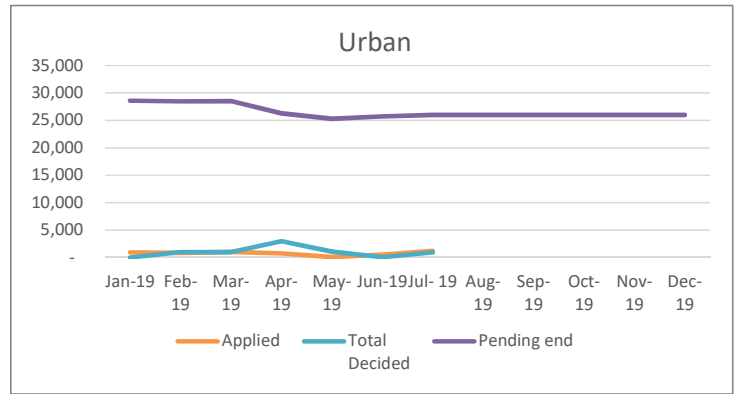


Individual Asylum Applications and Refugee Status Determination Trend

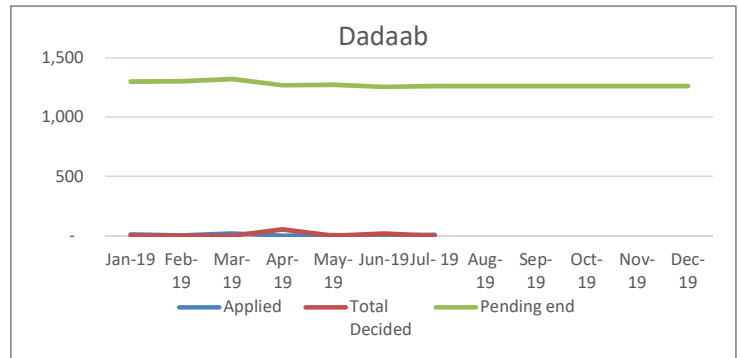
Total	Month	Pending begin	Applied	Reco-gnized	Reje-cted	Oth. Closed	Total Decided	Pending end
	Jan-19	50,466	1,364	5	-	4	9	51,821
	Feb-19	51,821	1,169	1	-	1,411	1,412	51,578
	Mar-19	51,578	1,244	696	-	271	967	51,855
	Apr-19	51,855	1,000	703	-	2,391	3,094	49,761
	May-19	49,761	668	971	-	264	1,235	49,194
	Jun-19	49,194	856	50	-	611	661	49,389
	Jul-19	49,389	1,804	504	-	483	987	50,206
	Aug-19	50,206	-	-	-	-	-	50,206
	Sep-19	50,206	-	-	-	-	-	50,206
	Oct-19	50,206	-	-	-	-	-	50,206
	Nov-19	50,206	-	-	-	-	-	50,206
	Dec-19	50,206	-	-	-	-	-	50,206
Total		8,105	2,930	-	5,435	8,365		



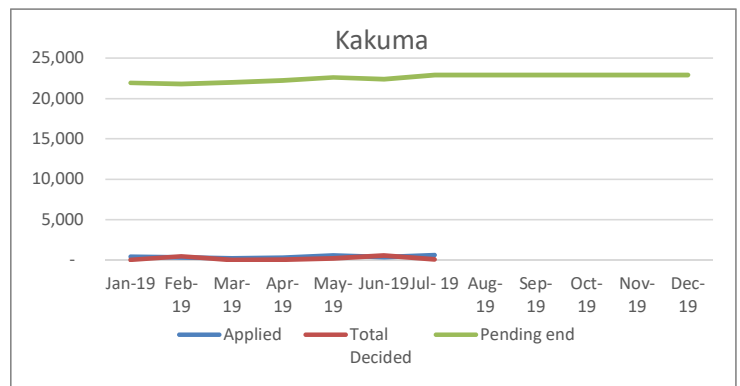
Urban	Month	Pending begin	Applied	Reco-gnized	Reje-cted	Oth. Closed	Total Decided	Pending end
	Jan-19	27,657	933	-	-	-	-	28,590
	Feb-19	28,590	858	1	-	971	972	28,476
	Mar-19	28,476	1,008	696	-	271	967	28,517
	Apr-19	28,517	726	703	-	2,285	2,988	26,255
	May-19	26,255	90	971	-	74	1,045	25,300
	Jun-19	25,300	520	35	-	53	88	25,732
	Jul-19	25,732	1,203	429	-	483	912	26,023
	Aug-19	26,023						26,023
	Sep-19	26,023						26,023
	Oct-19	26,023						26,023
	Nov-19	26,023						26,023
	Dec-19	26,023						26,023
Total		5,338	2,835	-	4,137	6,972		



Dadaab	Month	Pending begin	Applied	Reco-gnized	Reje-cted	Oth. Closed	Total Decided	Pending end
	Jan-19	1,292	10	-	-	1	1	1,301
	Feb-19	1,301	2	-	-	-	-	1,303
	Mar-19	1,303	19	-	-	-	-	1,322
	Apr-19	1,322	-	-	-	52	52	1,270
	May-19	1,270	5	-	-	-	-	1,275
	Jun-19	1,275	-	-	-	19	19	1,256
	Jul-19	1,256	7	-	-	-	-	1,263
	Aug-19	1,263						1,263
	Sep-19	1,263						1,263
	Oct-19	1,263						1,263
	Nov-19	1,263						1,263
	Dec-19	1,263						1,263
Total		43	-	-	72	72		



Kakuma	Month	Pending begin	Applied	Reco-gnized	Reje-cted	Oth. Closed	Total Decided	Pending end
	Jan-19	21,517	421	5	-	3	8	21,930
	Feb-19	21,930	309	-	-	440	440	21,799
	Mar-19	21,799	217	-	-	-	-	22,016
	Apr-19	22,016	274	-	-	54	54	22,236
	May-19	22,236	573	-	-	190	190	22,619
	Jun-19	22,619	336	15	-	539	554	22,401
	Jul-19	22,401	594	75	-	-	75	22,920
	Aug-19	22,920						22,920
	Sep-19	22,920						22,920
	Oct-19	22,920						22,920
	Nov-19	22,920						22,920
	Dec-19	22,920						22,920
Total		2,724	95	-	1,226	1,321		



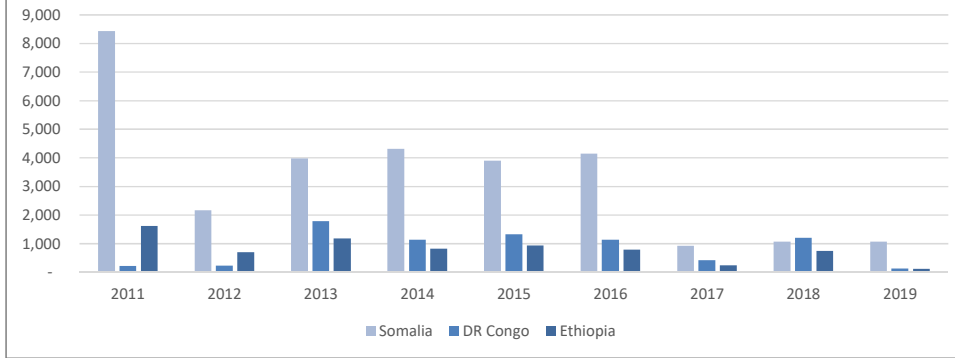
RESETTLEMENT SUBMISSION BY COUNTRY OF ORIGIN

Country of Origin	2011	2012	2013	2014	2015	2016	2017	2018	2019	Total
Somalia	8,439	2,170	3,985	4,325	3,909	4,147	929	1,068	1,073	30,045
DR Congo	218	230	1,783	1,132	1,326	1,143	424	1,203	133	7,592
Ethiopia	1,617	700	1,181	830	941	785	237	748	118	7,157
South Sudan	-	33	214	111	420	701	143	1,229	672	3,523
Sudan	175	30	29	158	541	104	4	34	-	1,075
Uganda	13	5	24	88	108	107	47	136	166	694
Burundi	17	22	58	46	121	81	100	121	33	599
Eritrea	25	20	111	73	116	55	26	39	16	481
Rwanda	13	24	22	31	78	26	10	17	10	231
Other	1	5	5	11	26	14	20	16	9	107
Total	10,518	3,239	7,412	6,805	7,586	7,163	1,940	4,611	2,230	51,504

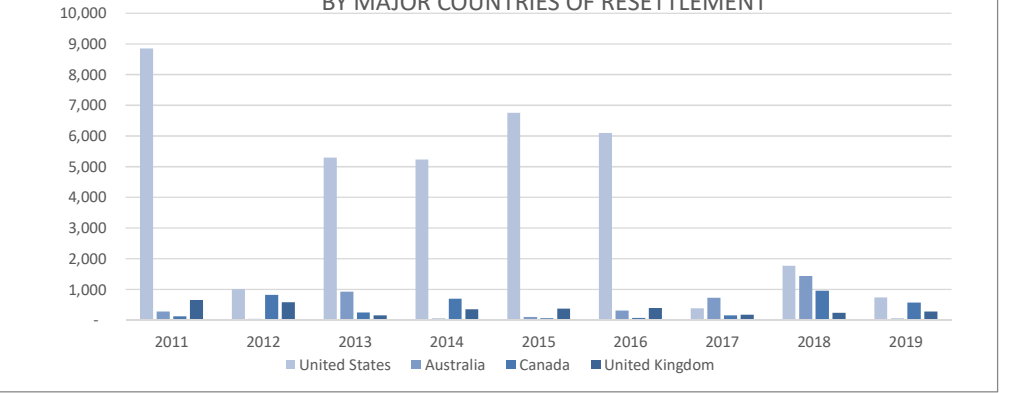
RESETTLEMENT SUBMISSION BY COUNTRY OF RESETTLEMENT

Country of Submission	2011	2012	2013	2014	2015	2016	2017	2018	2019	Total
United States	8,849	1,019	5,304	5,239	6,764	6,105	391	1,775	737	36,183
Australia	281	50	932	53	107	310	736	1,438	58	3,965
Canada	129	821	254	705	69	75	158	963	578	3,752
United Kingdom	657	585	155	363	378	397	180	243	280	3,238
Sweden	391	402	342	397	81	262	353	120	565	2,913
Norway	72	218	218	12	11	5	6	1	-	543
Netherlands	109	114	145	16	130	-	-	-	-	514
France	-	-	29			1	88	46	3	167
Other	24	16	17	6	17	2	28	25	9	144
Denmark	6	14	16	14	29	6	-	-	-	85
Total	10,518	3,239	7,412	6,805	7,586	7,163	1,940	4,611	2,230	51,504

RESETTLEMENT SUBMISSION TRENDS BY MAJOR COUNTRIES OF ORIGIN



RESETTLEMENT SUBMISSION TRENDS BY MAJOR COUNTRIES OF RESETTLEMENT



Submissions to end of June '19

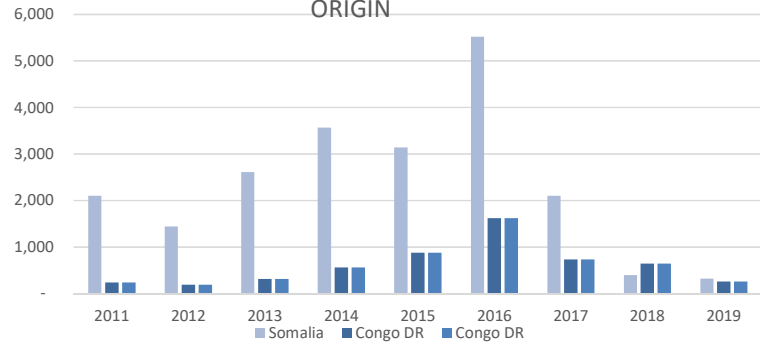
RESETTLEMENT DEPARTURES BY COUNTRY OF ORIGIN

Country of Origin	2011	2012	2013	2014	2015	2016	2017	2018	2019	Total
Somalia	2,102	1,442	2,612	3,562	3,142	5,521	2,102	398	322	21,203
Ethiopia	906	806	469	480	645	1,265	663	282	118	5,634
Congo DR	234	192	308	560	874	1,621	730	643	259	5,421
SSD	-	35	88	92	136	412	272	100	40	1,175
Sudan	213	102	61	82	46	123	184	9	2	822
Eritrea	48	25	25	57	28	121	62	21	2	389
Burundi	35	14	13	23	30	70	50	81	52	368
Uganda	7	14	2	36	69	70	50	73	10	331
Rwanda	35	26	26	21	28	56	24	28	4	248
Other	1	3	-	-	3	27	4	6	9	53
Total	3,581	2,659	3,604	4,913	5,001	9,286	4,141	1,641	818	35,644

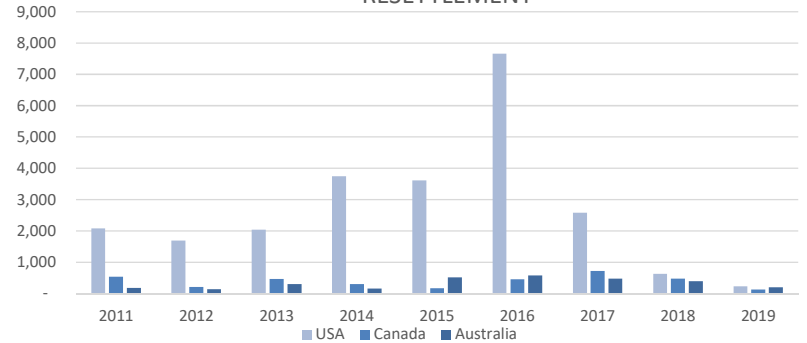
RESETTLEMENT DEPARTURES BY COUNTRY OF RESETTLEMENT

Country of Resettlement	2011	2012	2013	2014	2015	2016	2017	2018	2019	Total
USA	2,083	1,688	2,040	3,751	3,610	7,665	2,585	633	236	24,291
Canada	541	213	464	302	174	452	725	480	129	3,480
Australia	182	141	311	160	514	580	475	398	197	2,958
United Kingdom	208	460	260	279	308	267	248	111	36	2,177
Sweden	329	88	331	229	341	238	83	4	205	1,848
Norway	58	18	159	78	32	3	7	-	1	356
Netherlands	81	29	-	87	2	70	-	-	-	269
Other	89	12	13	20	13	2	7	15	14	185
Denmark	-	10	22	7	7	4	-	-	-	50
New Zealand	10	-	4	-	-	5	11	-	-	30
Total	3,581	2,659	3,604	4,913	5,001	9,286	4,141	1,641	818	35,644

RESETTLEMENT DEPARTURE TRENDS BY MAJOR COUNTRIES OF ORIGIN



RESETTLEMENT DEPARTURE TRENDS BY MAJOR COUNTRIES OF RESETTLEMENT



departures to end of June '19

**VOLUNTARY REPATRIATION FROM KENYA
BY COUNTRY OF ORIGIN**

Country of Origin	Year											
	2009	2010	2011	2012	2013	2014	2015	2016	2017	2018	2019	Total
Sudan	665	64	28									757
Burundi	2	1		4						586	112	705
Rwanda	1	2	2	1								6
Mozambique	-	5							4			9
Somalia	-	6	69	4		485	5,616	33,783	35,403	7,559	1,596	84,521
Congo	-	3	2	7	3						4	19
Ethiopia	-	-								1,963		1,963
Uganda	-	-	4	1								5
Other	-	2	6					6		1	3	18
Total	668	83	111	17	3	485	5,616	33,789	35,407	10,109	1,715	88,003

