

## Statistical summary

as of  
30-Apr-19

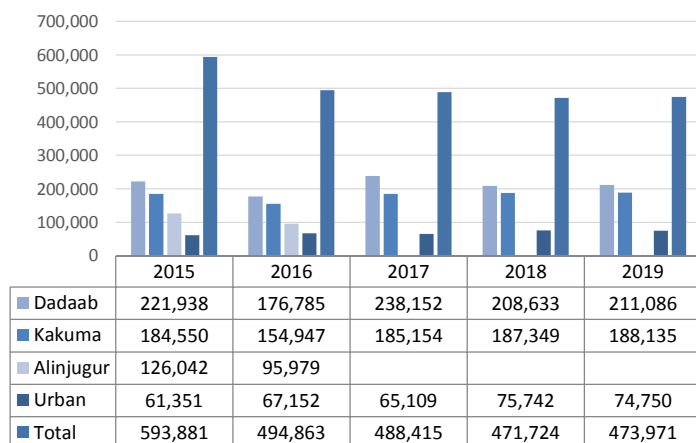
### Refugees and Asylum Seekers in Kenya

	Total	Dadaab	Kakuma	Urban	
<b>A. Refugees and Asylum Seekers</b>	<b>473,971</b>	<b>211,086</b>	<b>188,135</b>	<b>74,750</b>	- Page 2
<b>B. Registration</b>	<b>10,690</b>	<b>10</b>	<b>5,374</b>	<b>5,306</b>	- Page 6
<b>C. Refugee Status Determination</b>					- Page 7
1. Applied	3,018	31	1,221	1,766	
2. Recognized	1,405	0	5	1,400	
3. Rejected	0	0	0	0	
4. Pending	0	0	0	0	
<b>D. 2019 Resettlement Submissions</b>	<b>1,239</b>				- Page 8
<b>E. 2019 Resettlement Departures</b>	<b>187</b>				- Page 9
<b>F. 2019 Voluntary Repatriation</b>	<b>679</b>	<b>634</b>	<b>33</b>	<b>12</b>	- Page 10

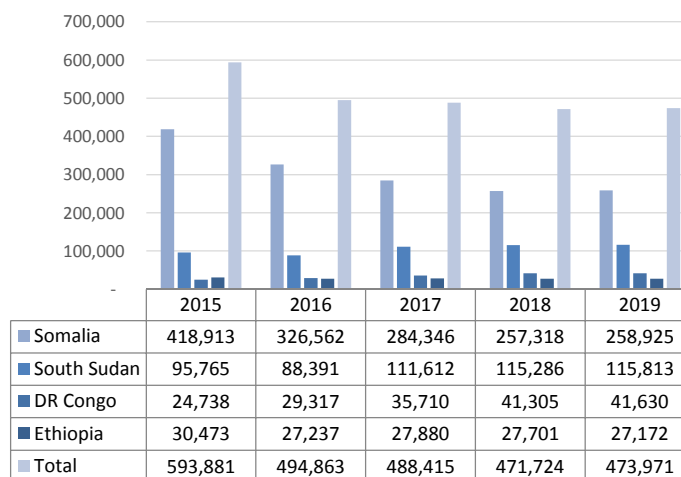
## REFUGEES AND ASYLUM SEEKERS IN KENYA BY COUNTRY OF ORIGIN AND LOCATION

Country of Origin	2015					2016					2017				2018				2019			
	Alinjugur	Dadaab	Kakuma	Nairobi	Total	Alinjugur	Dadaab	Kakuma	Nairobi	Total	Dadaab	Kakuma	Nairobi	Total	Dadaab	Kakuma	Nairobi	Total	Dadaab	Kakuma	Urban	Total
<b>Total</b>	<b>126,042</b>	<b>221,938</b>	<b>184,550</b>	<b>61,351</b>	<b>593,881</b>	<b>95,979</b>	<b>176,785</b>	<b>154,947</b>	<b>67,152</b>	<b>494,863</b>	<b>238,152</b>	<b>185,154</b>	<b>65,109</b>	<b>488,415</b>	<b>208,633</b>	<b>187,349</b>	<b>75,742</b>	<b>471,724</b>	<b>211,086</b>	<b>188,135</b>	<b>74,750</b>	<b>473,971</b>
<b>Somalia</b>	122,663	208,741	54,886	32,623	<b>418,913</b>	93,342	165,388	37,813	30,019	<b>326,562</b>	229,064	35,549	19,733	<b>284,346</b>	200,886	33,844	22,588	<b>257,318</b>	203,324	34,129	21,472	<b>258,925</b>
<b>South Sudan</b>	32	1,277	93,413	1,043	<b>95,765</b>	13	1,095	84,983	2,300	<b>88,391</b>	990	105,168	5,454	<b>111,612</b>	978	108,450	5,858	<b>115,286</b>	960	108,532	6,321	<b>115,813</b>
<b>DR Congo</b>	154	187	9,861	14,536	<b>24,738</b>	68	150	9,753	19,346	<b>29,317</b>	114	11,533	24,063	<b>35,710</b>	93	12,232	28,980	<b>41,305</b>	90	12,440	29,100	<b>41,630</b>
<b>Ethiopia</b>	3,094	11,399	7,595	8,385	<b>30,473</b>	2,525	9,873	5,366	9,473	<b>27,237</b>	7,759	10,470	9,651	<b>27,880</b>	6,478	10,502	10,721	<b>27,701</b>	6,509	10,432	10,231	<b>27,172</b>
<b>Burundi</b>	70	138	6,804	1,300	<b>8,312</b>	14	120	6,164	2,163	<b>8,461</b>	83	10,134	2,611	<b>12,828</b>	65	10,020	3,237	<b>13,322</b>	78	10,314	3,301	<b>13,693</b>
<b>Sudan</b>	-	74	10,023	169	<b>10,266</b>	1	58	9,078	169	<b>9,306</b>	53	9,789	166	<b>10,008</b>	46	9,879	181	<b>10,106</b>	36	10,026	169	<b>10,231</b>
<b>Uganda</b>	12	67	1,158	670	<b>1,907</b>	7	72	1,159	732	<b>1,970</b>	57	1,705	720	<b>2,482</b>	65	1,501	846	<b>2,412</b>	68	1,433	895	<b>2,396</b>
<b>Eritrea</b>	-	18	126	1,481	<b>1,625</b>	-	9	55	1,526	<b>1,590</b>	8	60	1,273	<b>1,341</b>	4	192	1,607	<b>1,803</b>	4	104	1,081	<b>1,189</b>
<b>Rwanda</b>	14	20	615	960	<b>1,609</b>	6	17	505	1,102	<b>1,630</b>	16	611	1,015	<b>1,642</b>	11	612	1,117	<b>1,740</b>	11	612	1,615	<b>2,238</b>
<b>Other</b>	3	17	69	184	<b>273</b>	3	3	71	322	<b>399</b>	8	135	423	<b>566</b>	7	117	607	<b>731</b>	6	113	565	<b>684</b>

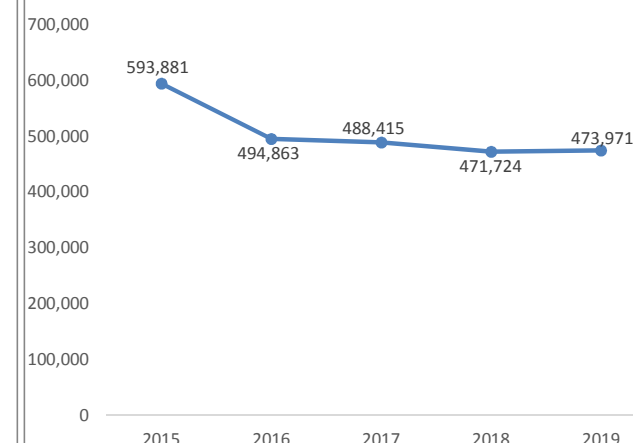
### TREND BY LOCATION



### TREND BY MAJOR COUNTRIES OF ORIGIN

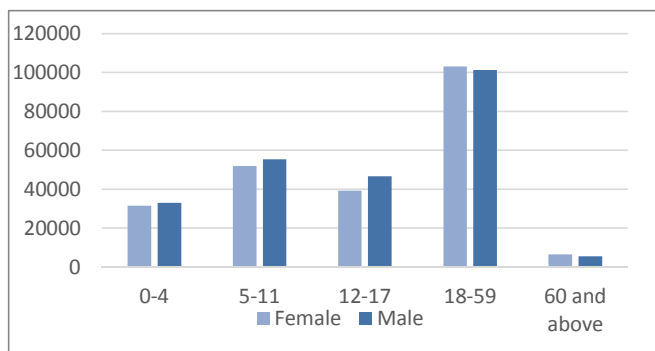


### TREND SINCE 2015

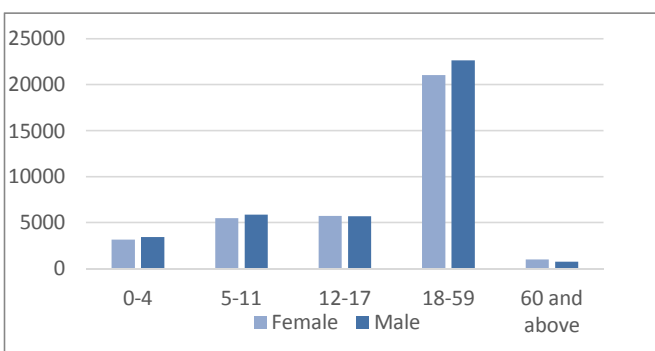


## REFUGEES AND ASYLUM SEEKERS IN KENYA : DEMOGRAPHIC BREAKDOWN

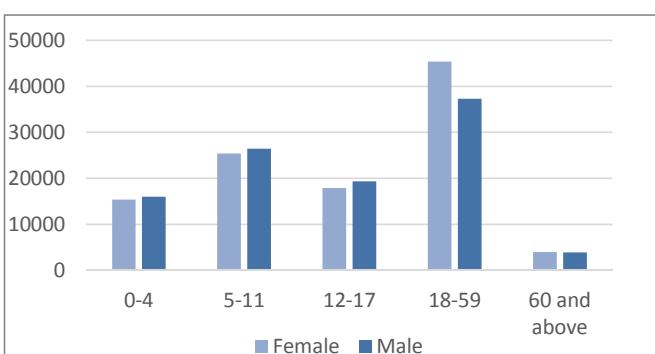
Total Kenya	Age Group	Sex				Total	
		Female		Male			
		#	%	#	%	#	%
	0-4	31,549	6.7%	32,967	7.0%	64,516	13.6%
	5-11	51,923	11.0%	55,361	11.7%	107,284	22.6%
	12-17	39,246	8.3%	46,593	9.8%	85,839	18.1%
	18-59	103,000	21.7%	101,261	21.4%	204,261	43.1%
	60 and above	6,560	1.4%	5,511	1.2%	12,071	2.5%
	<b>Total</b>	<b>232,278</b>	<b>49.0%</b>	<b>241,693</b>	<b>51.0%</b>	<b>473,971</b>	



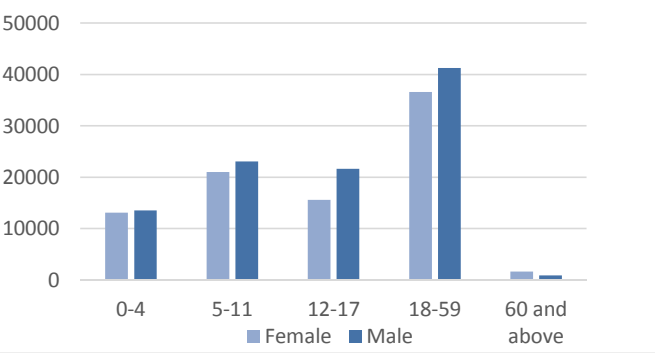
Urban	Age Group	Sex				Total	
		Female		Male			
		#	%	#	%	#	%
	0-4	3,135	4.2%	3,432	4.6%	6,567	8.8%
	5-11	5,492	7.3%	5,863	7.8%	11,355	15.2%
	12-17	5,721	7.7%	5,678	7.6%	11,399	15.2%
	18-59	21,053	28.2%	22,646	30.3%	43,699	58.5%
	60 and above	1,001	1.3%	729	1.0%	1,730	2.3%
	<b>Total</b>	<b>36,402</b>	<b>48.7%</b>	<b>38,348</b>	<b>51.3%</b>	<b>74,750</b>	



Dadaab	Age Group	Sex				Total	
		Female		Male			
		#	%	#	%	#	%
	0-4	15,357	7.3%	16,033	7.6%	31,390	14.9%
	5-11	25,406	12.0%	26,470	12.5%	51,876	24.6%
	12-17	17,921	8.5%	19,322	9.2%	37,243	17.6%
	18-59	45,341	21.5%	37,325	17.7%	82,666	39.2%
	60 and above	3,968	1.9%	3,943	1.9%	7,911	3.7%
	<b>Total</b>	<b>107,993</b>	<b>51.2%</b>	<b>103,093</b>	<b>48.8%</b>	<b>211,086</b>	



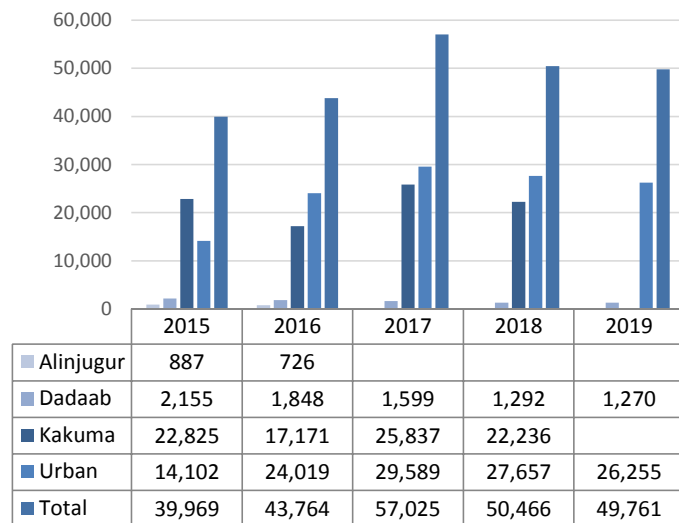
Kakuma	Age Group	Sex				Total	
		Female		Male			
		#	%	#	%	#	%
	0-4	13,057	6.9%	13,502	7.2%	26,559	14.1%
	5-11	21,025	11.2%	23,028	12.2%	44,053	23.4%
	12-17	15,604	8.3%	21,593	11.5%	37,197	19.8%
	18-59	36,606	19.5%	41,290	21.9%	77,896	41.4%
	60 and above	1,591	0.8%	839	0.4%	2,430	1.3%
	<b>Total</b>	<b>87,883</b>	<b>46.7%</b>	<b>100,252</b>	<b>53.3%</b>	<b>188,135</b>	



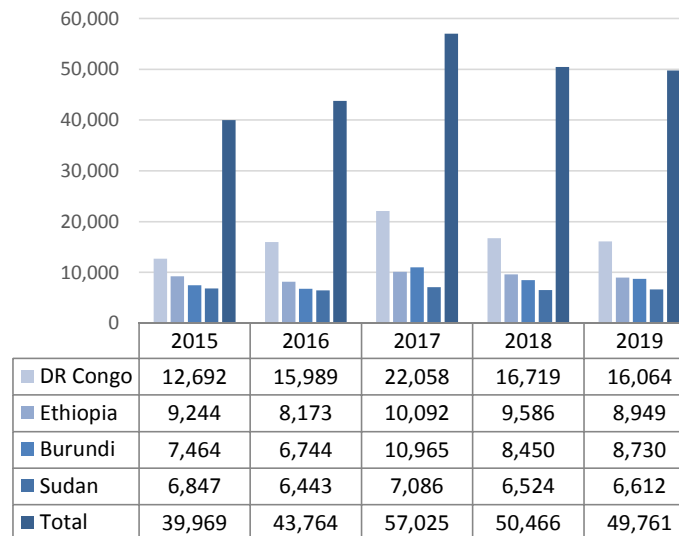
## ASYLUM SEEKERS STATISTICS BY COUNTRY OF ORIGIN AND LOCATION

Country of Origin	2015					2016					2017				2018				2019			
	Alinjugur	Dadaab	Kakuma	Nairobi	Total	Alinjugur	Dadaab	Kakuma	Nairobi	Total	Dadaab	Kakuma	Nairobi	Total	Dadaab	Kakuma	Nairobi	Total	Dadaab	Kakuma	Urban	Total
<b>Total</b>	<b>887</b>	<b>2,155</b>	<b>22,825</b>	<b>14,102</b>	<b>39,969</b>	<b>726</b>	<b>1,848</b>	<b>17,171</b>	<b>24,019</b>	<b>43,764</b>	<b>1,599</b>	<b>25,837</b>	<b>29,589</b>	<b>57,025</b>	<b>1,292</b>	<b>21,517</b>	<b>27,657</b>	<b>50,466</b>	<b>1,270</b>	<b>22,236</b>	<b>26,255</b>	<b>49,761</b>
DR Congo	122	17	4,302	8,251	12,692	39	16	2,523	13,411	15,989	14	4,222	17,822	22,058	8	3,465	13,246	16,719	7	3,797	12,260	16,064
Ethiopia	514	1,900	4,147	2,683	9,244	425	1,583	2,133	4,032	8,173	1,129	3,786	5,177	10,092	881	3,286	5,419	9,586	875	3,317	4,757	8,949
Burundi	63	97	6,323	981	7,464	11	38	4,901	1,794	6,744	27	8,763	2,175	10,965	22	6,239	2,189	8,450	31	6,544	2,155	8,730
Sudan	-	9	6,806	32	6,847	-	2	6,385	56	6,443	2	7,021	63	7,086	2	6,455	67	6,524	2	6,560	50	6,612
Somalia	164	89	61	679	993	244	162	109	1,599	2,114	364	214	2,119	2,697	330	310	4,180	4,820	309	399	4,639	5,347
Uganda	9	9	744	508	1,270	1	10	783	545	1,339	9	1,311	533	1,853	6	1,124	439	1,569	6	1,057	420	1,483
Eritrea	-	3	57	336	396	-	2	12	495	509	2	15	632	649	2	158	936	1,096	2	73	903	978
Rwanda	14	11	344	427	796	6	10	281	613	910	13	400	663	1,076	7	404	681	1,092	7	413	598	1,018
Other	1	14	38	120	173	-	3	44	246	293	4	105	339	448	3	70	453	526	2	67	428	497
South Sudan	-	6	3	85	94	-	22	-	1,228	1,250	35	-	66	101	31	6	47	84	29	9	45	83

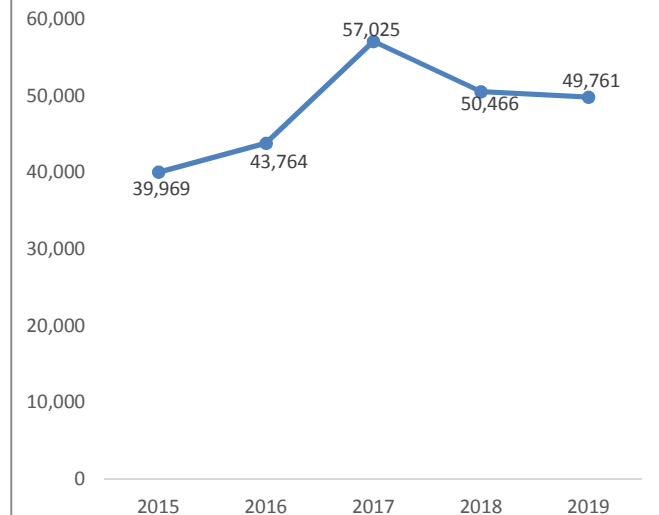
TREND BY LOCATION



TREND BY MAJOR COUNTRIES OF ORIGIN



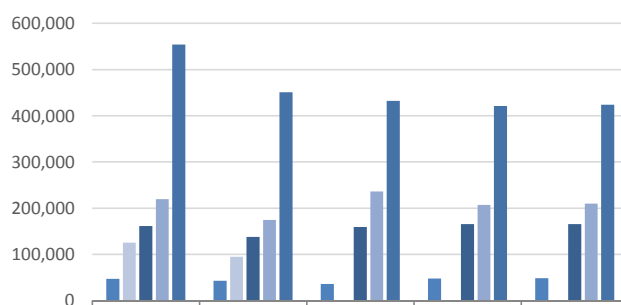
TREND SINCE 2015



## REFUGEES IN KENYA BY COUNTRY OF ORIGIN AND LOCATION

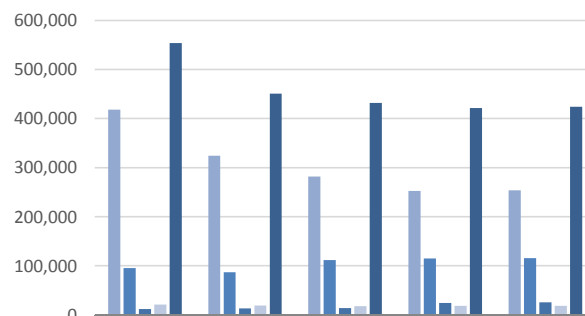
Country of Origin	2015					2016					2017				2018				2019			
	Alinjugur	Dadaab	Kakuma	Nairobi	Total	Alinjugur	Dadaab	Kakuma	Nairobi	Total	Dadaab	Kakuma	Nairobi	Total	Dadaab	Kakuma	Nairobi	Total	Dadaab	Kakuma	Urban	Total
<b>Total</b>	<b>125,155</b>	<b>219,783</b>	<b>161,725</b>	<b>47,249</b>	<b>553,912</b>	<b>95,253</b>	<b>174,937</b>	<b>137,776</b>	<b>43,133</b>	<b>451,099</b>	<b>236,553</b>	<b>159,317</b>	<b>36,122</b>	<b>431,992</b>	<b>207,341</b>	<b>165,832</b>	<b>48,085</b>	<b>421,258</b>	<b>209,816</b>	<b>165,899</b>	<b>48,495</b>	<b>424,210</b>
<b>Somalia</b>	122,499	208,652	54,825	31,944	<b>417,920</b>	93,099	165,225	37,704	28,420	<b>324,448</b>	228,700	35,335	17,679	<b>281,714</b>	200,556	33,534	18,408	<b>252,498</b>	203,015	33,730	16,833	<b>253,578</b>
<b>South Sudan</b>	32	1,271	93,410	958	<b>95,671</b>	13	1,073	84,983	1,072	<b>87,141</b>	955	105,168	5,401	<b>111,524</b>	947	108,444	5,811	<b>115,202</b>	931	108,523	6,276	<b>115,730</b>
<b>DR Congo</b>	32	170	5,559	6,285	<b>12,046</b>	29	134	7,230	5,935	<b>13,328</b>	100	7,311	6,550	<b>13,961</b>	85	8,767	15,734	<b>24,586</b>	83	8,643	16,840	<b>25,566</b>
<b>Ethiopia</b>	2,580	9,499	3,448	5,702	<b>21,229</b>	2,099	8,291	3,233	5,441	<b>19,064</b>	6,630	6,684	4,558	<b>17,872</b>	5,597	7,216	5,302	<b>18,115</b>	5,634	7,115	5,474	<b>18,223</b>
<b>Burundi</b>	7	41	481	319	<b>848</b>	3	82	1,263	369	<b>1,717</b>	56	1,371	478	<b>1,905</b>	43	3,781	1,048	<b>4,872</b>	47	3,770	1,146	<b>4,963</b>
<b>Sudan</b>	-	65	3,217	137	<b>3,419</b>	1	56	2,693	113	<b>2,863</b>	51	2,768	105	<b>2,924</b>	44	3,424	114	<b>3,582</b>	34	3,466	119	<b>3,619</b>
<b>Uganda</b>	3	58	414	162	<b>637</b>	6	62	376	187	<b>631</b>	48	394	192	<b>634</b>	59	377	407	<b>843</b>	62	376	475	<b>913</b>
<b>Eritrea</b>	-	15	69	1,145	<b>1,229</b>	-	7	43	1,031	<b>1,081</b>	6	45	657	<b>708</b>	2	34	671	<b>707</b>	2	31	178	<b>211</b>
<b>Rwanda</b>	-	9	271	533	<b>813</b>	-	7	224	489	<b>720</b>	3	211	372	<b>586</b>	4	208	436	<b>648</b>	4	199	1,017	<b>1,220</b>
<b>Other</b>	2	3	31	64	<b>100</b>	3	-	27	76	<b>106</b>	4	30	130	<b>164</b>	4	47	154	<b>205</b>	4	46	137	<b>187</b>

TREND BY LOCATION



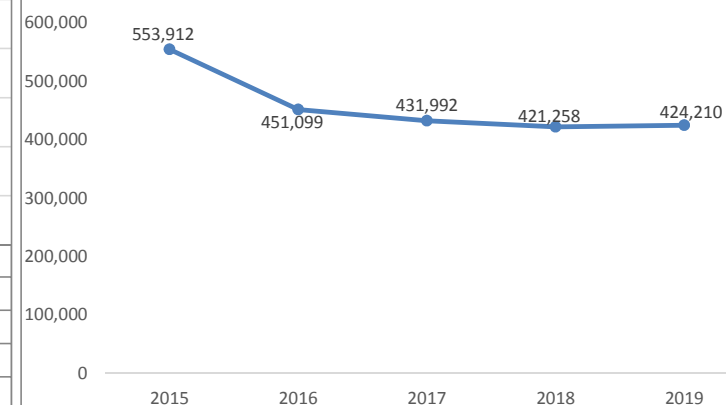
	2015	2016	2017	2018	2019
Urban	47,249	43,133	36,122	48,085	48,495
Alinjugur	125,155	95,253			
Kakuma	161,725	137,776	159,317	165,832	165,899
Dadaab	219,783	174,937	236,553	207,341	209,816
Total	553,912	451,099	431,992	421,258	424,210

TREND BY MAJOR COUNTRIES OF ORIGIN



	2015	2016	2017	2018	2019
Somalia	417,920	324,448	281,714	252,498	253,578
South Sudan	95,671	87,141	111,524	115,202	115,730
DR Congo	12,046	13,328	13,961	24,586	25,566
Ethiopia	21,229	19,064	17,872	18,115	18,223
Total	553,912	451,099	431,992	421,258	424,210

TREND SINCE 2015



KENYA REGISTRATION TREND BY LOCATION AND COUNTRY OF ORIGIN

Month	Total	Country of Origin																										
		AFG	ANG	BDI	BKF	CAR	COB	COD	CMR	ERT	ETH	ICO	LBR	NIG	RSA	RWA	SLE	SOM	SSD	SUD	SYR	TAN	TIB	TUR	UGA	YEM	ZIM	OTHER
Jan	2,341	-	-	202	-	1	4	641	1	67	134	-	-	-	-	31	-	415	738	64	-	-	-	-	36	3	-	4
Feb	2,812	-	-	184	-	-	1	624	-	33	120	-	-	1	-	27	-	360	1,364	59	-	-	-	2	30	5	-	2
Mar	2,312	1	-	250	-	-	9	582	1	27	125	-	-	21	6	-	369	859	31	-	1	-	-	26	4	-	-	
Apr	3,225	-	-	285	-	-	-	318	-	56	123	-	-	-	-	35	-	469	1,844	53	-	-	-	42	-	-	-	
May	0	-	-	-	-	-	-	-	-	-	-	-	-	-	-	-	-	-	-	-	-	-	-	-	-	-	-	-
Jun	0	-	-	-	-	-	-	-	-	-	-	-	-	-	-	-	-	-	-	-	-	-	-	-	-	-	-	-
Jul	0	-	-	-	-	-	-	-	-	-	-	-	-	-	-	-	-	-	-	-	-	-	-	-	-	-	-	-
Aug	0	-	-	-	-	-	-	-	-	-	-	-	-	-	-	-	-	-	-	-	-	-	-	-	-	-	-	-
Sep	0	-	-	-	-	-	-	-	-	-	-	-	-	-	-	-	-	-	-	-	-	-	-	-	-	-	-	-
Oct	0	-	-	-	-	-	-	-	-	-	-	-	-	-	-	-	-	-	-	-	-	-	-	-	-	-	-	-
Nov	0	-	-	-	-	-	-	-	-	-	-	-	-	-	-	-	-	-	-	-	-	-	-	-	-	-	-	-
Dec	0	-	-	-	-	-	-	-	-	-	-	-	-	-	-	-	-	-	-	-	-	-	-	-	-	-	-	-
<b>Total</b>	<b>10,690</b>	<b>1</b>	<b>0</b>	<b>921</b>	<b>0</b>	<b>1</b>	<b>14</b>	<b>2,165</b>	<b>2</b>	<b>183</b>	<b>502</b>	<b>0</b>	<b>0</b>	<b>1</b>	<b>21</b>	<b>99</b>	<b>0</b>	<b>1,613</b>	<b>4,805</b>	<b>207</b>	<b>0</b>	<b>1</b>	<b>0</b>	<b>2</b>	<b>134</b>	<b>12</b>	<b>0</b>	<b>6</b>

Month	Total	Country of Origin																										
		AFG	ANG	BDI	BKF	CAR	COB	COD	CMR	ERT	ETH	IND	LBR	NIG	RSA	RWA	SLE	SOM	SSD	SUD	SYR	TAN	TIB	TUR	UGA	YEM	ZIM	OTHER
Jan	1,410	-	-	59	-	1	4	512	1	67	106	-	-	-	-	31	-	404	191	1	-	-	-	-	26	3	-	4
Feb	1,279	-	-	82	-	-	1	473	-	33	100	-	-	1	-	18	-	336	213	-	-	-	-	2	15	4	-	1
Mar	1,281	1	-	182	-	-	1	514	1	27	125	-	-	-	21	-	-	340	47	-	-	1	-	-	17	4	-	-
Apr	1,336	-	-	129	-	-	-	285	-	55	107	-	-	-	-	35	-	409	273	3	-	-	-	-	40	-	-	-
May	0	-	-	-	-	-	-	-	-	-	-	-	-	-	-	-	-	-	-	-	-	-	-	-	-	-	-	-
Jun	0	-	-	-	-	-	-	-	-	-	-	-	-	-	-	-	-	-	-	-	-	-	-	-	-	-	-	-
Jul	0	-	-	-	-	-	-	-	-	-	-	-	-	-	-	-	-	-	-	-	-	-	-	-	-	-	-	-
Aug	0	-	-	-	-	-	-	-	-	-	-	-	-	-	-	-	-	-	-	-	-	-	-	-	-	-	-	-
Sep	0	-	-	-	-	-	-	-	-	-	-	-	-	-	-	-	-	-	-	-	-	-	-	-	-	-	-	-
Oct	0	-	-	-	-	-	-	-	-	-	-	-	-	-	-	-	-	-	-	-	-	-	-	-	-	-	-	-
Nov	0	-	-	-	-	-	-	-	-	-	-	-	-	-	-	-	-	-	-	-	-	-	-	-	-	-	-	-
Dec	0	-	-	-	-	-	-	-	-	-	-	-	-	-	-	-	-	-	-	-	-	-	-	-	-	-	-	-
<b>Total</b>	<b>5,306</b>	<b>1</b>	<b>0</b>	<b>452</b>	<b>0</b>	<b>1</b>	<b>6</b>	<b>1,784</b>	<b>2</b>	<b>182</b>	<b>438</b>	<b>0</b>	<b>0</b>	<b>1</b>	<b>21</b>	<b>84</b>	<b>0</b>	<b>1,489</b>	<b>724</b>	<b>4</b>	<b>0</b>	<b>1</b>	<b>0</b>	<b>2</b>	<b>98</b>	<b>11</b>	<b>0</b>	<b>5</b>

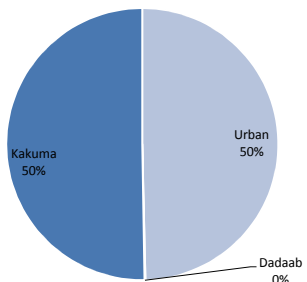
  

Month	Total	Country of Origin																										
		AFG	ANG	BDI	BKF	CAR	COB	COD	CMR	ERT	ETH	ICO	LBR	NIG	RSA	RWA	SLE	SOM	SSD	SUD	SYR	TAN	TIB	TUR	UGA	YEM	ZIM	Other
Jan	4	-	-	-	-	-	-	-	-	-	2	-	-	-	-	-	-	2	-	-	-	-	-	-	-	-	-	-
Feb	0	-	-	-	-	-	-	-	-	-	-	-	-	-	-	-	-	-	-	-	-	-	-	-	-	-	-	-
Mar	2	-	-	-	-	-	-	-	-	-	-	-	-	-	-	-	-	1	-	1	-	-	-	-	-	-	-	-
Apr	4	-	-	-	-	-	-	-	-	-	-	-	-	-	-	-	-	4	-	-	-	-	-	-	-	-	-	-
May	0	-	-	-	-	-	-	-	-	-	-	-	-	-	-	-	-	-	-	-	-	-	-	-	-	-	-	-
Jun	0	-	-	-	-	-	-	-	-	-	-	-	-	-	-	-	-	-	-	-	-	-	-	-	-	-	-	-
Jul	0	-	-	-	-	-	-	-	-	-	-	-	-	-	-	-	-	-	-	-	-	-	-	-	-	-	-	-
Aug	0	-	-	-	-	-	-	-	-	-	-	-	-	-	-	-	-	-	-	-	-	-	-	-	-	-	-	-
Sep	0	-	-	-	-	-	-	-	-	-	-	-	-	-	-	-	-	-	-	-	-	-	-	-	-	-	-	-
Oct	0	-	-	-	-	-	-	-	-	-	-	-	-	-	-	-	-	-	-	-	-	-	-	-	-	-	-	-
Nov	0	-	-	-	-	-	-	-	-	-	-	-	-	-	-	-	-	-	-	-	-	-	-	-	-	-	-	-
Dec	0	-	-	-	-	-	-	-	-	-	-	-	-	-	-	-	-	-	-	-	-	-	-	-	-	-	-	-
<b>Total</b>	<b>10</b>	<b>0</b>	<b>0</b>	<b>0</b>	<b>0</b>	<b>0</b>	<b>0</b>	<b>0</b>	<b>0</b>	<b>0</b>	<b>2</b>	<b>0</b>	<b>0</b>	<b>0</b>	<b>0</b>	<b>0</b>	<b>0</b>	<b>7</b>	<b>0</b>	<b>1</b>	<b>0</b>	<b>0</b>	<b>0</b>	<b>0</b>	<b>0</b>	<b>0</b>	<b>0</b>	<b>0</b>

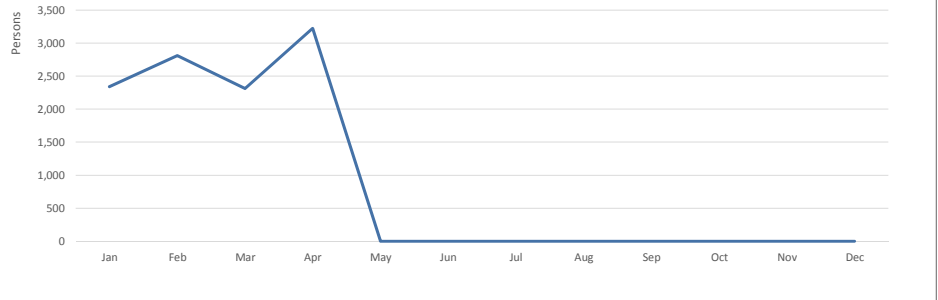
  

Month	Total	Country of Origin																									
		AFG	ANG	BDI	BKF	CAR	COB	COD	CMR	ERT	ETH	ICO	LBR	NIG	RSA	RWA	SLE	SOM	SSD	SUD	SYR	TAN	TIB	TUR	UGA	YEM	ZIM
Jan	927	-	-	143	-	-	-	129	-	-	26	-	-	-	-	-	9	547	63	-	-	-	-	10	-	-	-
Feb	1,533	-	-	102	-	-	-	151	-	-	20	-	-	-	9	24	1,151	59	-	-	-	-	-	15	1	-	1
Mar	1,029	-	-	68	-	-	8	68	-	-	-	-	-	-	6	-	28	812	30	-	-	-	-	9	-	-	-
Apr	1,885	-	-	156	-	-	-	33	-	1	16	-	-	-	-	-	56	1,571	50	-	-	-	-	2	-	-	-
May	0	-	-	-	-	-	-	-	-	-	-	-	-	-	-	-	-	-	-	-	-	-	-	-	-	-	-
Jun	0	-	-	-	-	-	-	-	-	-	-	-	-	-	-	-	-	-	-	-	-	-	-	-	-	-	-
Jul	0	-	-	-	-	-	-	-	-	-	-	-	-	-	-	-	-	-	-	-	-	-	-	-	-	-	-
Aug	0	-	-	-	-	-	-	-	-	-	-	-	-	-	-	-	-	-	-	-	-	-	-	-	-	-	-
Sep	0	-	-	-	-	-	-	-	-	-	-	-	-	-	-	-	-	-	-	-	-	-	-	-	-	-	-
Oct	0	-	-	-	-	-	-	-	-	-	-	-	-	-	-	-	-	-	-	-	-	-	-	-	-	-	-
Nov	0	-	-	-	-	-	-	-	-	-	-	-	-	-	-	-	-	-	-	-	-	-	-	-	-	-	-
Dec	0	-	-	-	-	-	-	-	-	-	-	-	-	-	-	-	-	-	-	-	-	-	-	-	-	-	-
<b>Total</b>	<b>5,374</b>	<b>0</b>	<b>0</b>	<b>469</b>	<b>0</b>	<b>0</b>	<b>8</b>	<b>381</b>	<b>0</b>	<b>1</b>	<b>62</b>	<b>0</b>	<b>0</b>	<b>0</b>	<b>15</b>	<b>0</b>	<b>117</b>	<b>4,081</b>	<b>202</b>	<b>0</b>	<b>0</b>	<b>0</b>	<b>0</b>	<b>36</b>	<b>1</b>	<b>0</b>	<b>1</b>

Registration Distribution by Location

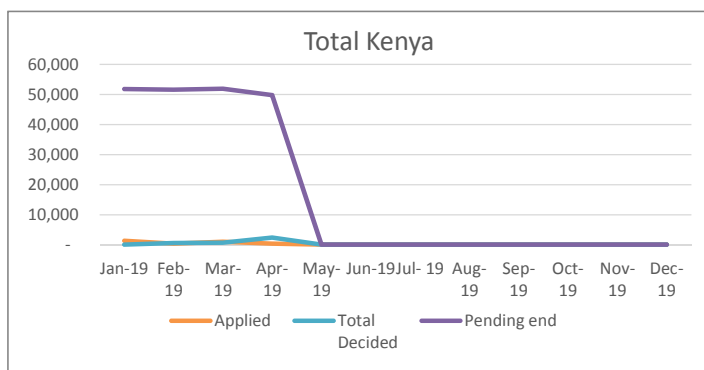


Monthly Registration Trend 2018

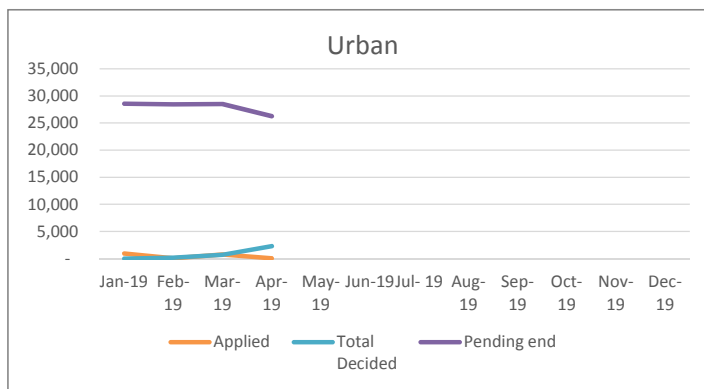


## Individual Asylum Applications and Refugee Status Determination Trend

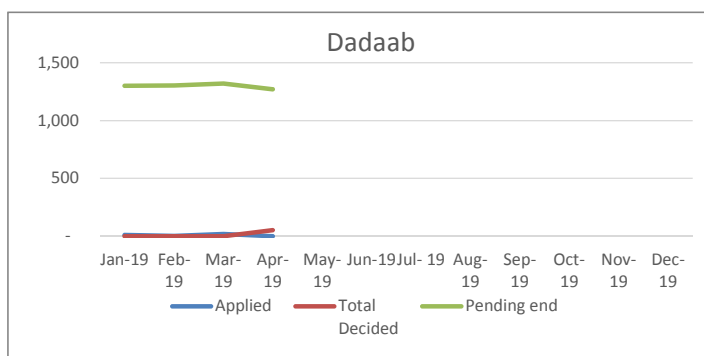
Total	Month	Pending begin	Applied	Reco-gnized	Reje-cted	Oth. Closed	Total Decided	Pending end
	Jan-19	50,466	1,364	5	-	4	9	51,821
	Feb-19	51,821	362	1	-	604	605	51,578
	Mar-19	51,578	973	696	-	-	696	51,855
	Apr-19	51,855	319	703	-	1,710	2,413	49,761
	May-19	-	-	-	-	-	-	-
	Jun-19	-	-	-	-	-	-	-
	Jul-19	-	-	-	-	-	-	-
	Aug-19	-	-	-	-	-	-	-
	Sep-19	-	-	-	-	-	-	-
	Oct-19	-	-	-	-	-	-	-
	Nov-19	-	-	-	-	-	-	-
	Dec-19	-	-	-	-	-	-	-
<b>Total</b>		<b>3,018</b>	<b>1,405</b>	<b>-</b>	<b>2,318</b>	<b>3,723</b>		



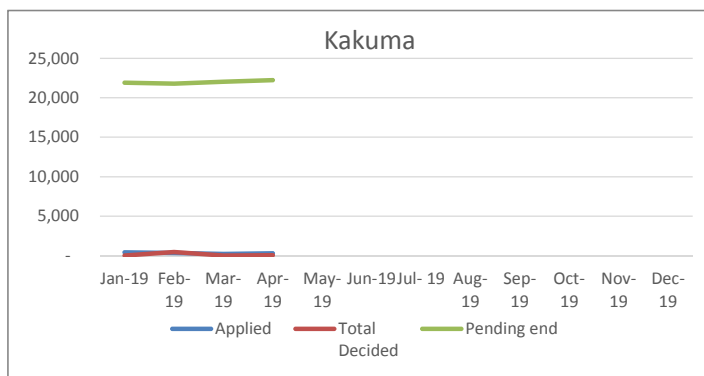
Urban	Month	Pending begin	Applied	Reco-gnized	Reje-cted	Oth. Closed	Total Decided	Pending end
	Jan-19	27,657	933	-	-	-	-	28,590
	Feb-19	28,590	51	1	-	164	165	28,476
	Mar-19	28,476	737	696	-	-	696	28,517
	Apr-19	28,517	45	703	-	1,604	2,307	26,255
	May-19	-	-	-	-	-	-	-
	Jun-19	-	-	-	-	-	-	-
	Jul-19	-	-	-	-	-	-	-
	Aug-19	-	-	-	-	-	-	-
	Sep-19	-	-	-	-	-	-	-
	Oct-19	-	-	-	-	-	-	-
	Nov-19	-	-	-	-	-	-	-
	Dec-19	-	-	-	-	-	-	-
<b>Total</b>		<b>1,766</b>	<b>1,400</b>	<b>-</b>	<b>1,768</b>	<b>3,168</b>		



Dadaab	Month	Pending begin	Applied	Reco-gnized	Reje-cted	Oth. Closed	Total Decided	Pending end
	Jan-19	1,292	10	-	-	1	1	1,301
	Feb-19	1,301	2	-	-	-	-	1,303
	Mar-19	1,303	19	-	-	-	-	1,322
	Apr-19	1,322	-	-	-	52	52	1,270
	May-19	-	-	-	-	-	-	-
	Jun-19	-	-	-	-	-	-	-
	Jul-19	-	-	-	-	-	-	-
	Aug-19	-	-	-	-	-	-	-
	Sep-19	-	-	-	-	-	-	-
	Oct-19	-	-	-	-	-	-	-
	Nov-19	-	-	-	-	-	-	-
	Dec-19	-	-	-	-	-	-	-
<b>Total</b>		<b>31</b>	<b>-</b>	<b>-</b>	<b>53</b>	<b>53</b>		



Kakuma	Month	Pending begin	Applied	Reco-gnized	Reje-cted	Oth. Closed	Total Decided	Pending end
	Jan-19	21,517	421	5	-	3	8	21,930
	Feb-19	21,930	309	-	-	440	440	21,799
	Mar-19	21,799	217	-	-	-	-	22,016
	Apr-19	22,016	274	-	-	54	54	22,236
	May-19	-	-	-	-	-	-	-
	Jun-19	-	-	-	-	-	-	-
	Jul-19	-	-	-	-	-	-	-
	Aug-19	-	-	-	-	-	-	-
	Sep-19	-	-	-	-	-	-	-
	Oct-19	-	-	-	-	-	-	-
	Nov-19	-	-	-	-	-	-	-
	Dec-19	-	-	-	-	-	-	-
<b>Total</b>		<b>1,221</b>	<b>5</b>	<b>-</b>	<b>497</b>	<b>502</b>		



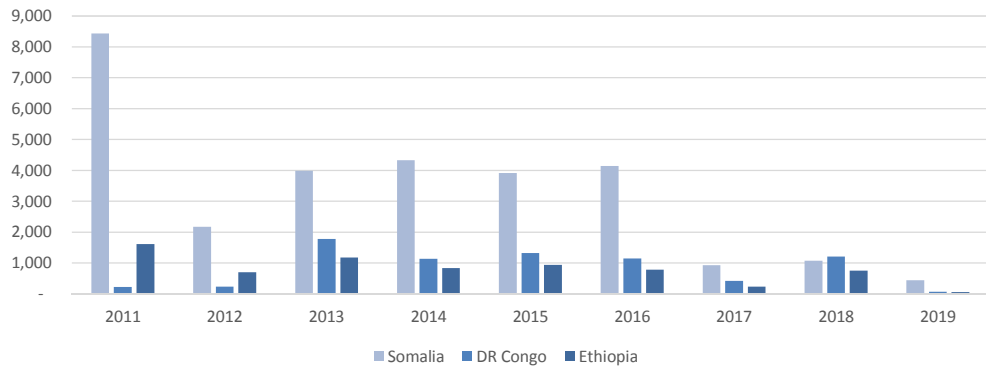
### RESETTLEMENT SUBMISSION BY COUNTRY OF ORIGIN

Country of Origin	2011	2012	2013	2014	2015	2016	2017	2018	2019	Total
Somalia	8,439	2,170	3,985	4,325	3,909	4,147	929	1,068	442	29,414
DR Congo	218	230	1,783	1,132	1,326	1,143	424	1,203	70	7,529
Ethiopia	1,617	700	1,181	830	941	785	237	748	55	7,094
South Sudan	-	33	214	111	420	701	143	1,229	547	3,398
Sudan	175	30	29	158	541	104	4	34	-	1,075
Uganda	13	5	24	88	108	107	47	136	88	616
Burundi	17	22	58	46	121	81	100	121	21	587
Eritrea	25	20	111	73	116	55	26	39	7	472
Rwanda	13	24	22	31	78	26	10	17	6	227
Other	1	5	5	11	26	14	20	16	3	101
<b>Total</b>	<b>10,518</b>	<b>3,239</b>	<b>7,412</b>	<b>6,805</b>	<b>7,586</b>	<b>7,163</b>	<b>1,940</b>	<b>4,611</b>	<b>1,239</b>	<b>50,513</b>

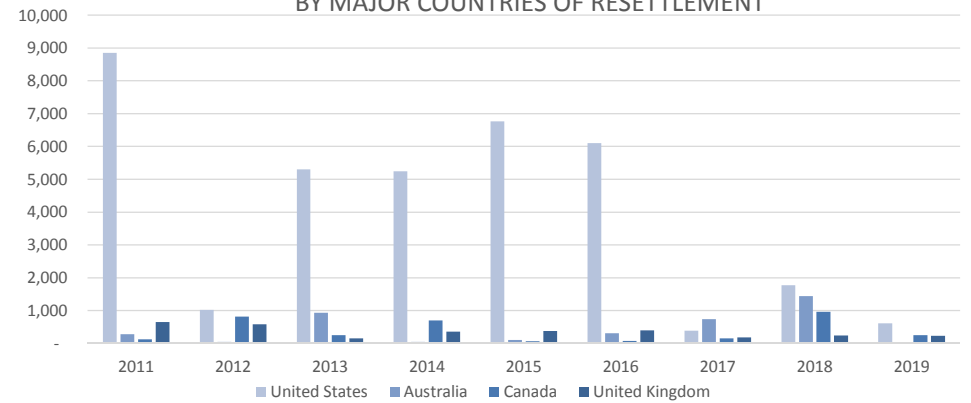
### RESETTLEMENT SUBMISSION BY COUNTRY OF RESETTLEMENT

Country of Submission	2011	2012	2013	2014	2015	2016	2017	2018	2019	Total
United States	8,849	1,019	5,304	5,239	6,764	6,105	391	1,775	613	36,059
Australia	281	50	932	53	107	310	736	1,438	36	3,943
Canada	129	821	254	705	69	75	158	963	256	3,430
United Kingdom	657	585	155	363	378	397	180	243	233	3,191
Sweden	391	402	342	397	81	262	353	120	96	2,444
Norway	72	218	218	12	11	5	6	1	-	543
Netherlands	109	114	145	16	130	-	-	-	-	514
France	-	-	29	-	-	1	88	46	4	168
Other	24	16	17	6	17	2	28	25	1	136
Denmark	6	14	16	14	29	6	-	-	-	85
<b>Total</b>	<b>10,518</b>	<b>3,239</b>	<b>7,412</b>	<b>6,805</b>	<b>7,586</b>	<b>7,163</b>	<b>1,940</b>	<b>4,611</b>	<b>1,239</b>	<b>50,513</b>

### RESETTLEMENT SUBMISSION TRENDS BY MAJOR COUNTRIES OF ORIGIN



### RESETTLEMENT SUBMISSION TRENDS BY MAJOR COUNTRIES OF RESETTLEMENT



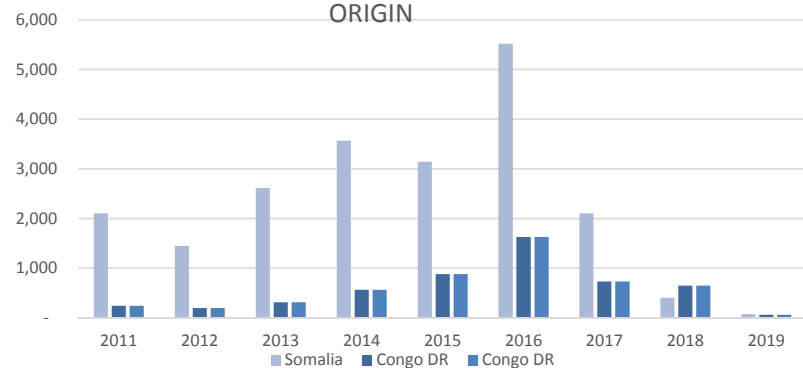
\*Submissions to end of March '19\*



### RESETTLEMENT DEPARTURES BY COUNTRY OF ORIGIN

Country of Origin	2011	2012	2013	2014	2015	2016	2017	2018	2019	Total
Somalia	2,102	1,442	2,612	3,562	3,142	5,521	2,102	398	72	20,953
Ethiopia	906	806	469	480	645	1,265	663	282	21	5,537
Congo DR	234	192	308	560	874	1,621	730	643	56	5,218
SSD	-	35	88	92	136	412	272	100	16	1,151
Sudan	213	102	61	82	46	123	184	9	-	820
Eritrea	48	25	25	57	28	121	62	21	2	389
Burundi	35	14	13	23	30	70	50	81	12	328
Uganda	7	14	2	36	69	70	50	73	1	322
Rwanda	35	26	26	21	28	56	24	28	-	244
Other	1	3	-	-	3	27	4	6	7	51
<b>Total</b>	<b>3,581</b>	<b>2,659</b>	<b>3,604</b>	<b>4,913</b>	<b>5,001</b>	<b>9,286</b>	<b>4,141</b>	<b>1,641</b>	<b>187</b>	<b>35,013</b>

### RESETTLEMENT DEPARTURE TRENDS BY MAJOR COUNTRIES OF ORIGIN

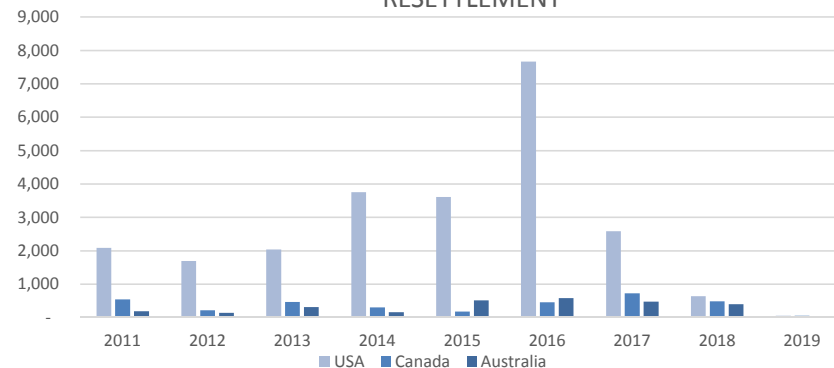


\*departures to end of March '19\*

### RESETTLEMENT DEPARTURES BY COUNTRY OF RESETTLEMENT

Country of Resettlement	2011	2012	2013	2014	2015	2016	2017	2018	2019	Total
USA	2,083	1,688	2,040	3,751	3,610	7,665	2,585	633	51	24,106
Canada	541	213	464	302	174	452	725	480	54	3,405
Australia	182	141	311	160	514	580	475	398	38	2,799
United Kingdom	208	460	260	279	308	267	248	111	30	2,171
Sweden	329	88	331	229	341	238	83	4	-	1,643
Norway	58	18	159	78	32	3	7	-	1	356
Netherlands	81	29	-	87	2	70	-	-	-	269
Other	89	12	13	20	13	2	7	15	13	184
Denmark	-	10	22	7	7	4	-	-	-	50
New Zealand	10	-	4	-	-	5	11	-	-	30
<b>Total</b>	<b>3,581</b>	<b>2,659</b>	<b>3,604</b>	<b>4,913</b>	<b>5,001</b>	<b>9,286</b>	<b>4,141</b>	<b>1,641</b>	<b>187</b>	<b>35,013</b>

### RESETTLEMENT DEPARTURE TRENDS BY MAJOR COUNTRIES OF RESETTLEMENT



VOLUNTARY REPATRIATION FROM KENYA BY COUNTRY OF ORIGIN												
Country of Origin	Year											
	2009	2010	2011	2012	2013	2014	2015	2016	2017	2018	2019	Total
Sudan	665	64	28									757
Burundi	2	1		4						586		593
Rwanda	1	2	2	1								6
Mozambique	-	5							4			9
Somalia	-	6	69	4		485	5,616	33,783	35,403	7,559	675	83,600
Congo	-	3	2	7	3						4	19
Ethiopia	-	-								1,963		1,963
Uganda	-	-	4	1								5
Other	-	2	6					6		1		15
<b>Total</b>	<b>668</b>	<b>83</b>	<b>111</b>	<b>17</b>	<b>3</b>	<b>485</b>	<b>5,616</b>	<b>33,789</b>	<b>35,407</b>	<b>10,109</b>	<b>679</b>	<b>86,967</b>

