



KENYA

Registered refugees and asylum-seekers

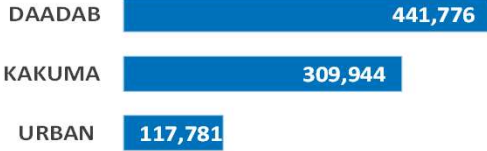
as of 31 October 2025



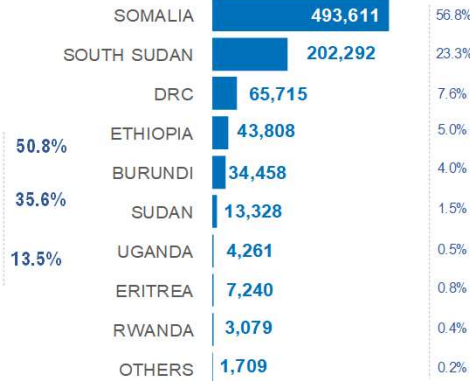
869,501

REGISTERED REFUGEES AND ASYLUM-SEEKERS

HOST LOCATIONS



COUNTRIES OF ORIGIN

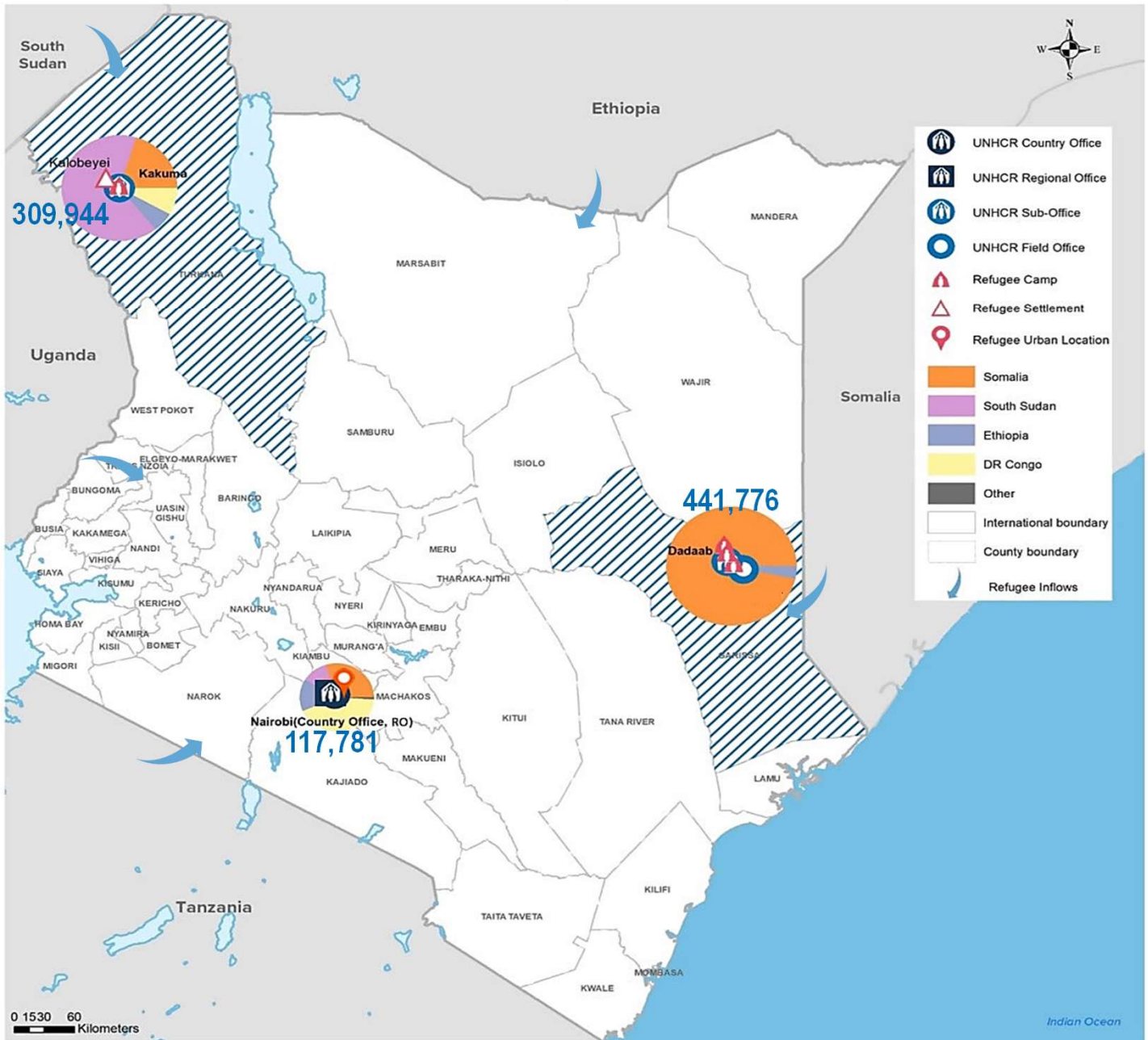


DEMOGRAPHICS

age and gender



LEGAL STATUS



The boundaries and names shown and the designations used on this map do not imply official endorsement or acceptance by the United Nations.

Sources: UNHCR Kenya. Statistics based on UNHCR's Refugee Registration System, *proGres* Author: UNHCR Kenya – DIMA Unit, Nairobi Feedback: kennaodm@unhcr.org



Statistical Summary

as of
October 2025

Refugees and Asylum Seekers in Kenya

	Total Refugee & Asylum Seeker Population	Dadaab Camp	Kakuma Camp	Kalobeyei Settlement	Urban (Eldoret)	Urban (Nbi, Msa & Nak)	
A. Refugees and Asylum Seekers	869,501	441,776	225,739	81,789	2,416	117,781	- Page 2
Undocumented Population							
B. Registration	46,304	21,406	14,446			10,452	- Page 6
C. Refugee Status Determination							- Page 7
1. Applied	27,830	14,803	3,478			9,549	
2. Recognized	11,373	3,565	4,727			3,081	
3. Rejected	0	0	0			0	
4. Pending	234,787	149,447	37,614			47,726	
D. 2025 Resettlement Submissions	509						- Page 8
E. 2025 Resettlement Departures	1,414						- Page 9
F. 2025 Voluntary Repatriation	896						- Page 10

SUMMARY

The refugee and asylum-seeker population in Kenya stood at 869,501 persons as of 31 October 2025, which comprises 634,714 (73%) refugees and 234,787 (27%) asylum-seekers. Compared with September 2025, there is an increase of 4,808 individuals in the total population, from 864,693 to 869,501 mainly because of the resumption of registration in Dadaab and new arrivals from South Sudan, Burundi, Eritrea the Democratic Republic of the Congo, Somalia, and Ethiopia. As of 31 October 2025, Dadaab population stood at 441,776 individuals. Under Kakuma the registered population stood at 309,944 with 225,739 in Kakuma Camp 81,789 in Kalobeyei settlement and 2,416 in Eldoret. Under Nairobi, the registered population stood at 117,781 covering Nairobi, Mombasa and Nakuru town areas.

The PRIMES integrated Biometrics Identity Management System (BIMS) was actively used throughout the reporting period to secure individual identities of the population, thus ensuring continuity of identity over time and in different locations across the world, reducing avenues for identity fraud and other misrepresentations. Population Registration and Identity Management Eco-System (PRIMES) is a platform for all UNHCR registration and identity management tools and applications.

Additionally, the Global Distribution Tool (GDT) was used to extract verification and assistance distribution lists from PRIMES and to authenticate the identity of beneficiaries for assistance provided by UNHCR and partners. The Self-Service Kiosk (KASI) was used by refugees to make various appointments, including complaints, documentation, and data correction/updates, with UNHCR (Protection), and Department of Refugee Services. KASIZ continued to be utilised by refugees who are residing in urban areas to access services provided by UNHCR and the Department of Refugee Services (DRS).

1. Population decreases

- Voluntary Repatriation:** As of end October 2025, 896 persons were assisted to return to their places of origin voluntarily.
- Resettlement:** A total of 125 refugees departed to various resettlement countries for the month of September 2025. In total 1,414 Individuals departed to various resettlement countries as of September 2025.
- Other Decreases:** Closure/Inactivation of 393 individuals was undertaken during the continuous registration activities within the month of October 2025. These include spontaneous departures, reported deaths, erroneous data entries and others.

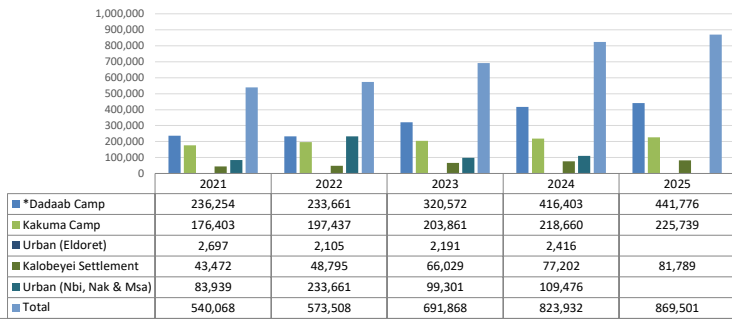
2. Population increases

- Registration:** Total number of persons registered by DRS during the month of October 2025 stands at 4,957 (Camps 4,022 and Urban 935) as follows: -
 - In-Situ: 206
 - New arrival: 2,027
 - New birth registration: 2,724
- Other Increases:** A total of 248 Individuals were re-activated after re-establishing contact with the Department of Refugee Services during continuous registration activities within the month of October 2025.

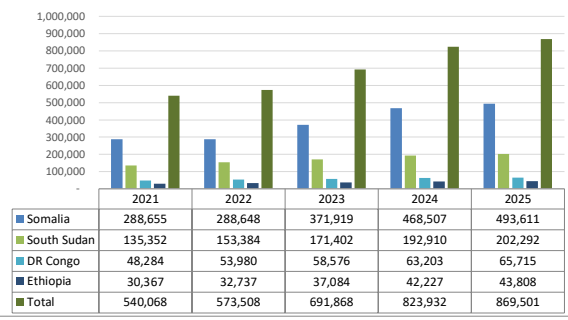
REFUGEES AND ASYLUM SEEKERS IN KENYA BY COUNTRY OF ORIGIN AND LOCATION

Country of Origin	2021				2022				2023					2024					2025								
	Dadaab Camp	Kakuma Camp	Kalobeyei Settlement	Total	Dadaab Camp	Kakuma Camp	Kalobeyei Settlement	Urban (Eldoret)	Total	Dadaab Camp	Kakuma Camp	Kalobeyei Settlement	Urban (Eldoret)	Urban (Nbi, Nak & Msa)	Total	Dadaab Camp	Kakuma Camp	Kalobeyei Settlement	Urban (Eldoret)	Urban (Nbi, Nak & Msa)	Total	Dadaab Camp	Kakuma Camp	Kalobeyei Settlement	Urban (Eldoret)	Urban (Nbi, Nak & Msa)	Total
Total	236,254	176,403	43,472	540,068	233,661	197,437	48,795	2,697	573,508	320,572	203,861	66,029	2,105	99,301	691,868	416,403	218,660	77,202	2,191	109,476	823,932	441,776	225,739	81,789	2,416	117,781	869,501
Somalia	228,254	37,471	117	288,655	225,916	38,896	127	60	288,648	309,843	37,462	148	59	24,407	371,919	403,153	39,409	146	60	25,739	468,907	427,471	40,063	146	60	25,871	493,611
South Sudan	641	93,284	32,954	135,352	596	104,543	37,203	2,485	153,384	1,289	112,970	46,707	1,866	8,570	171,402	2,226	124,488	55,531	1,996	8,669	192,910	2,773	128,836	59,601	2,182	8,900	202,292
DR Congo	98	15,433	1,605	48,284	123	18,156	1,944	5	53,980	192	18,518	3,778	7	36,081	58,576	258	19,646	4,792	10	38,497	63,203	329	20,226	5,260	38	39,862	65,715
Ethiopia	7,088	6,120	5,109	30,367	6,860	6,650	5,359	85	32,737	9,030	6,392	5,224	98	16,340	37,084	10,379	7,004	5,325	58	19,461	42,227	10,856	7,130	5,355	57	20,410	43,808
Burundi	65	12,120	2,729	19,153	58	16,153	3,104	8	24,591	61	15,936	8,415	9	6,778	31,199	93	14,774	9,062	10	8,441	32,380	118	15,009	8,895	11	10,425	34,458
Sudan	15	9,417	355	9,979	16	9,824	373	26	10,439	50	9,597	475	35	421	10,678	84	10,407	797	32	849	12,169	85	11,304	892	45	1,002	13,328
Uganda	75	1,666	486	3,086	75	2,132	585	12	3,759	75	1,784	824	8	1,098	3,789	89	1,704	952	8	1,282	4,035	91	1,783	1,013	8	1,366	4,261
Eritrea	4	47	1	2,201	4	72	1	11	2,599	5	161	1	18	3,074	3,259	76	200	1	14	3,632	3,923	5	312	1	13	6,909	7,240
Rwanda	9	748	66	1,989	10	931	79	1	2,304	15	967	434	1	1,425	2,842	29	944	484	2	1,565	3,024	26	971	496	2	1,584	3,079
Other	5	97	50	1,002	3	80	20	4	1,067	12	74	23	4	1,107	1,220	16	84	112	1	1,341	1,554	22	105	130	-	1,452	1,709

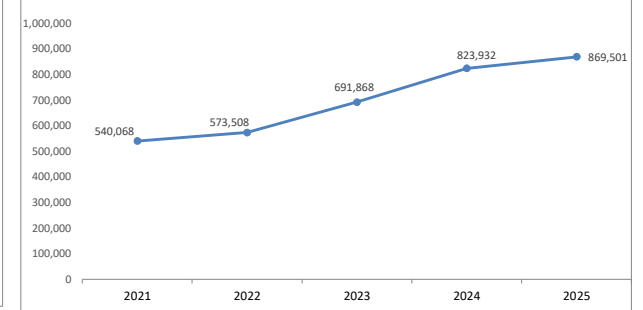
TREND BY LOCATION



TREND BY MAJOR COUNTRIES OF ORIGIN

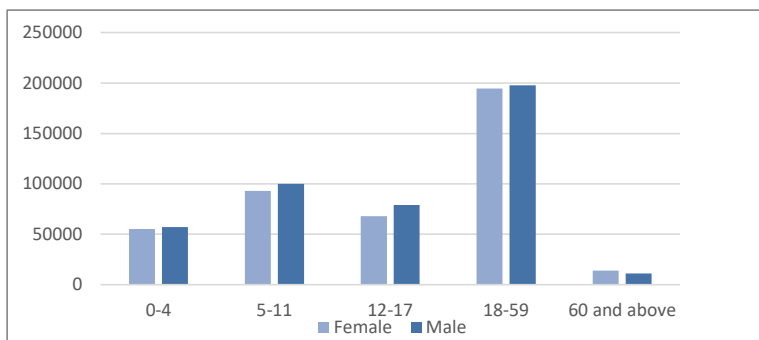


FIVE YEAR POPULATION TREND

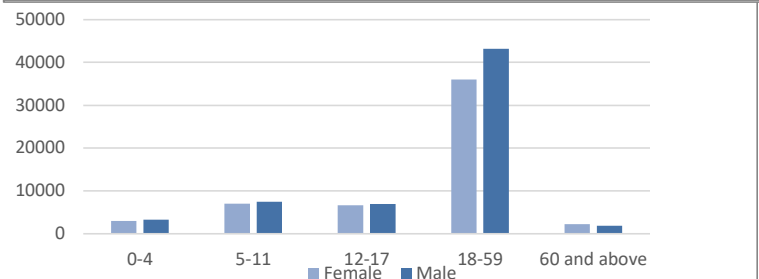


REFUGEES AND ASYLUM SEEKERS IN KENYA : DEMOGRAPHIC BREAKDOWN

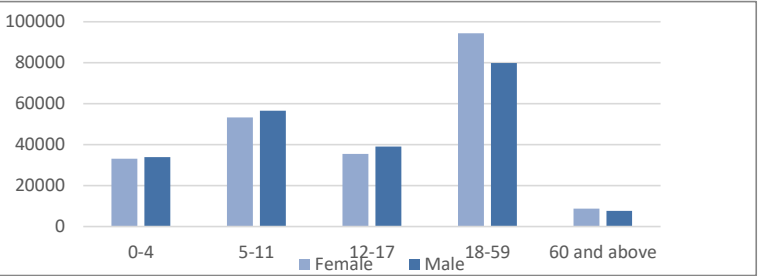
Total Kenya	Age Group	Sex				Total	
		Female		Male			
		#	%	#	%	#	%
	0-4	55,299	6.4%	57,090	6.6%	112,389	12.9%
	5-11	92,948	10.7%	99,975	11.5%	192,923	22.2%
	12-17	67,877	7.8%	78,814	9.1%	146,691	16.9%
	18-59	194,790	22.4%	197,775	22.7%	392,565	45.1%
	60 and above	13,925	1.6%	11,008	1.3%	24,933	2.9%
	Youth Group (18-35)	130,938	15.1%	149,911	17.2%	280,849	32.3%
	Total	424,839	48.9%	444,662	51.1%	869,501	



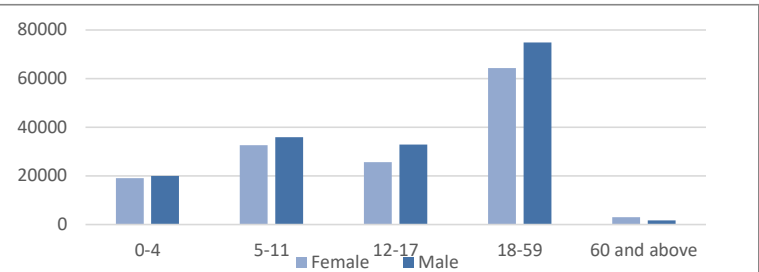
Urban (Nbi, Nak & Msa)	Age Group	Sex				Total	
		Female		Male			
		#	%	#	%	#	%
	0-4	3,059	2.6%	3,260	2.8%	6,319	5.4%
	5-11	7,007	5.9%	7,510	6.4%	14,517	12.3%
	12-17	6,657	5.7%	6,965	5.9%	13,622	11.6%
	18-59	36,053	30.6%	43,153	36.6%	79,206	67.2%
	60 and above	2,229	1.9%	1,888	1.6%	4,117	3.5%
	Youth Group (18-35)	25,164	21.37%	30,160	25.61%	55,324	47.0%
	Total	55,005	46.7%	62,776	53.3%	117,781	



Dadaab Camp	Age Group	Sex				Total	
		Female		Male			
		#	%	#	%	#	%
	0-4	33,066	7.5%	33,808	7.7%	66,874	15.1%
	5-11	53,370	12.1%	56,521	12.8%	109,891	24.9%
	12-17	35,528	8.0%	39,054	8.8%	74,582	16.9%
	18-59	94,360	21.4%	79,854	18.1%	174,214	39.4%
	60 and above	8,706	2.0%	7,509	1.7%	16,215	3.7%
	Youth Group (18-35)	61,114	13.8%	57,934	13.1%	119,048	26.9%
	Total	225,030	50.9%	216,746	49.1%	441,776	



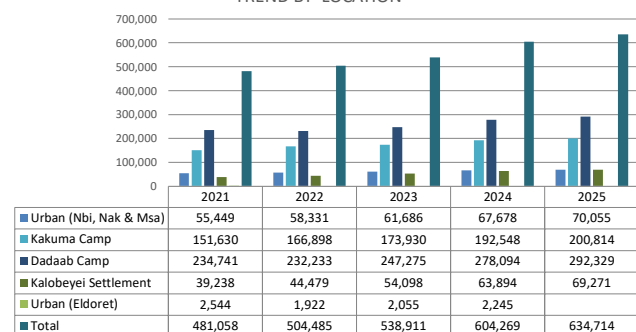
Kakuma Camp	Age Group	Sex				Total	
		Female		Male			
		#	%	#	%	#	%
	0-4	19,174	6.2%	20,022	6.5%	39,196	12.6%
	5-11	32,571	10.5%	35,944	11.6%	68,515	22.1%
	12-17	25,692	8.3%	32,795	10.6%	58,487	18.9%
	18-59	64,377	20.8%	74,768	24.1%	139,145	44.9%
	60 and above	2,990	1.0%	1,611	0.5%	4,601	1.5%
	Youth Group (18-35)	44,660	14.4%	61,817	19.9%	106,477	34.4%
	Total	144,804	46.7%	165,140	53.3%	309,944	



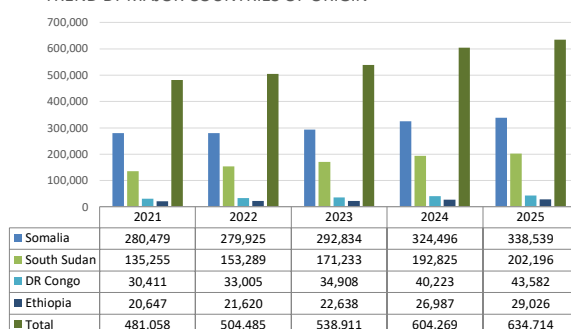
REFUGEES IN KENYA BY COUNTRY OF ORIGIN AND LOCATION

Country of Origin	2021					2022					2023					2024					2025							
	Dadaab Camp	Kakuma Camp	Urban (Nbi, Nak & Msa)	Total	Dadaab Camp	Kakuma Camp	Kalobeyei Settlement	Urban (Eldoret)	Urban (Nbi, Nak & Msa)	Total	Dadaab Camp	Kakuma Camp	Kalobeyei Settlement	Urban (Eldoret)	Urban (Nbi, Nak & Msa)	Total	Dadaab Camp	Kakuma Camp	Kalobeyei Settlement	Urban (Eldoret)	Urban (Nbi, Nak & Msa)	Total	Dadaab Camp	Kakuma Camp	Kalobeyei Settlement	Urban (Eldoret)	Urban (Nbi, Nak & Msa)	Total
Total	234,741	151,630	55,449	481,058	232,233	166,898	44,479	2,544	58,331	504,485	247,275	173,930	54,098	1,922	61,686	538,911	278,094	192,548	63,894	2,055	67,678	604,269	292,329	200,814	69,271	2,245	70,055	634,714
Somalia	227,878	36,158	16,352	280,479	225,565	37,271	103	58	16,928	279,925	239,263	35,820	111	57	17,583	292,834	267,944	37,402	115	58	18,977	324,496	281,176	37,965	115	58	19,225	338,539
South Sudan	640	93,239	8,425	135,255	594	104,503	37,198	2,485	8,509	153,289	1,289	112,898	46,665	1,865	8,516	171,233	2,226	124,471	55,523	1,996	8,609	192,825	2,773	128,814	59,595	2,182	8,832	202,196
DR Congo	83	8,987	20,208	30,411	105	9,696	1,398	0	21,806	33,005	131	9,911	1,453	0	23,413	34,908	211	13,139	1,995	0	24,878	40,223	268	15,011	2,872	-	25,431	43,582
Ethiopia	6,016	3,866	6,780	20,647	5,849	4,219	4,377	0	7,175	21,620	6,440	3,985	4,276	0	7,937	22,638	7,466	4,516	4,451	0	10,554	26,987	7,841	4,929	4,636	-	11,620	29,026
Burundi	39	4,768	1,445	7,203	32	5,320	1,233	0	1,574	8,159	30	5,536	1,401	0	1,714	8,681	73	6,199	1,560	0	1,773	9,605	94	6,626	1,639	-	1,824	10,183
Sudan	11	3,981	135	4,213	13	5,252	136	1	138	5,540	41	5,140	149	0	148	5,478	81	6,167	199	1	204	6,652	82	6,707	343	5	227	7,364
Uganda	69	361	343	794	69	366	29	0	337	801	69	365	33	0	348	815	73	387	32	0	343	835	75	439	32	-	333	879
Eritrea	2	14	886	902	2	19	0	0	921	942	3	16	0	0	1,013	1,032	2	20	0	0	1,216	1,238	3	23	0	-	1,438	1,464
Rwanda	0	211	554	766	1	235	1	0	574	811	6	242	1	0	596	845	15	231	10	0	620	876	14	267	20	-	617	918
Other	3	45	321	388	3	17	4	0	369	393	3	17	9	0	418	447	3	16	9	0	504	532	3	33	19	-	508	563

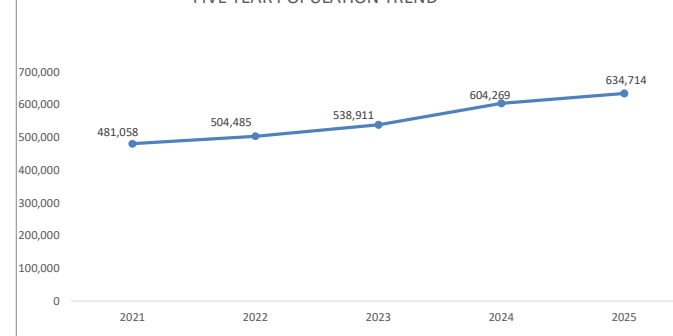
TREND BY LOCATION



TREND BY MAJOR COUNTRIES OF ORIGIN



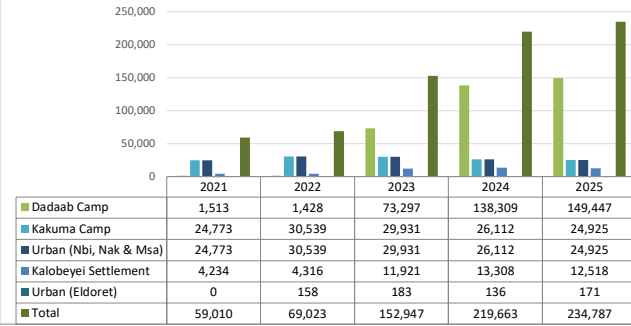
FIVE YEAR POPULATION TREND



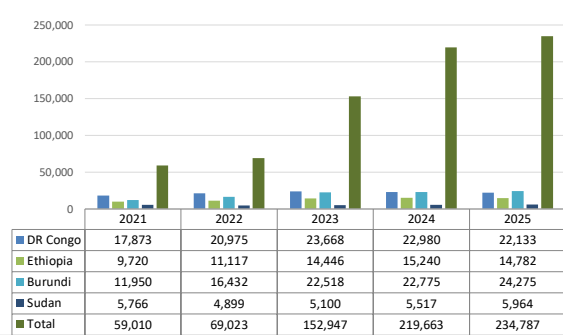
ASYLUM SEEKERS STATISTICS BY COUNTRY OF ORIGIN AND LOCATION

Country of Origin	2021				2022						2023						2024						2025					
	Dadaab Camp	Kakuma Camp	Urban (Nbi, Nak & Msa)	Total	Dadaab Camp	Kakuma Camp	Kalobeyei Settlement	Urban (Eldoret)	Urban (Nbi, Nak & Msa)	Total	Dadaab Camp	Kakuma Camp	Kalobeyei Settlement	Urban (Eldoret)	Urban (Nbi, Nak & Msa)	Total	Dadaab Camp	Kakuma Camp	Kalobeyei Settlement	Urban (Eldoret)	Urban (Nbi, Nak & Msa)	Total	Dadaab Camp	Kakuma Camp	Kalobeyei Settlement	Urban (Eldoret)	Urban (Nbi, Nak & Msa)	Total
Total	1,513	24,773	28,490	59,010	1,428	30,539	4,316	158	32,587	69,023	73,297	29,931	11,921	183	37,615	152,947	138,309	26,112	13,308	136	41,798	219,663	149,447	24,925	12,518	171	47,726	234,787
DR Congo	15	6,446	10,940	17,873	18	8,460	546	5	11,946	20,975	61	8,607	2,325	7	12,668	23,668	47	6,507	2,797	10	13,619	22,980	61	5,215	2,388	38	14,431	22,133
Ethiopia	1,072	2,254	5,270	9,720	1,011	2,431	982	85	6,608	11,117	2,590	2,407	948	98	8,403	14,446	2,913	2,488	874	58	8,907	15,240	3,015	2,201	719	57	8,790	14,782
Burundi	26	7,352	2,794	11,950	26	10,833	1,871	8	3,694	16,432	31	10,400	7,014	9	5,064	22,518	20	8,575	7,502	10	6,668	22,775	24	8,383	7,256	11	8,601	24,275
Sudan	4	5,436	57	5,766	3	4,572	237	25	62	4,899	9	4,457	326	35	273	5,100	3	4,240	598	31	645	5,517	3	4,597	549	40	775	5,964
Somalia	376	1,313	6,461	8,176	351	1,625	24	2	6,721	8,723	70,580	1,642	37	2	6,824	79,085	135,209	2,007	31	2	6,762	144,011	146,295	2,098	31	2	6,646	155,072
Uganda	6	1,305	516	2,292	6	1,766	556	12	618	2,958	6	1,419	791	8	750	2,974	16	1,317	920	8	939	3,200	16	1,344	981	8	1,033	3,382
Eritrea	2	33	1,263	1,299	2	53	1	11	1,590	1,657	2	145	1	18	2,061	2,227	74	180	1	14	2,416	2,685	2	289	1	13	5,471	5,776
Rwanda	9	537	612	1,223	9	696	78	1	709	1,493	9	725	433	1	829	1,997	14	713	474	2	945	2,148	12	704	476	2	967	2,161
Other	2	52	529	614	-	63	16	4	591	674	9	57	14	4	689	773	13	68	103	1	837	1,022	19	72	111	-	944	1,146
South Sudan	1	45	48	97	2	40	5	-	48	95	-	72	32	1	54	159	-	17	8	-	60	85	-	22	6	-	68	96

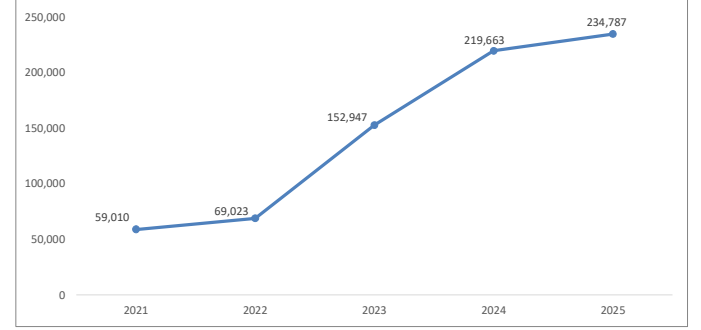
TREND BY LOCATION



TREND BY MAJOR COUNTRIES OF ORIGIN



FIVE YEAR POPULATION TREND



KENYA REGISTRATION TREND BY LOCATION AND COUNTRY OF ORIGIN

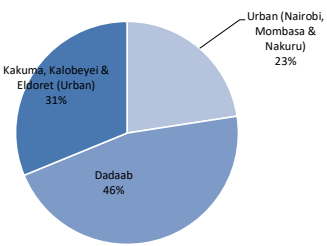
Month	Total	AFG	ANG	BDI	BKF	CAR	COB	COD	CMR	ERT	ETH	ICO	LBR	NIG	RSA	RWA	SLE	SOM	SSD	SUD	SYR	TAN	TIB	TUR	UGA	YEM	ZIM	OTHER	
Jan	5,293	22	-	340	-	-	1	440	-	90	338	-	-	-	-	12	-	2,393	1,448	173	-	-	-	5	31	-	-	-	
Feb	6,939	-	-	259	-	-	-	341	-	133	343	-	-	-	-	11	-	3,752	1,782	272	-	-	-	-	44	1	-	-	
Mar	6,206	-	-	309	-	-	-	452	-	227	269	-	-	-	-	12	-	3,699	1,079	141	-	1	-	4	13	-	-	-	
Apr	6,376	-	-	403	-	-	1	544	-	386	265	-	-	-	-	7	-	2,829	1,739	171	4	-	-	-	26	1	-	-	
May	3,640	1	-	385	-	-	-	500	-	443	216	-	-	-	-	14	-	1,070	887	95	-	-	-	-	28	1	-	-	
Jun	2,540	19	-	313	-	-	-	289	-	723	209	-	-	-	-	10	-	267	583	100	-	2	-	1	24	-	-	-	
Jul	3,262	72	-	415	-	-	-	318	-	785	162	-	-	-	-	10	-	468	865	126	1	2	-	-	33	2	-	-	
Aug	2,181	-	-	408	-	-	-	330	-	119	44	-	-	-	-	8	-	804	356	78	-	2	-	-	25	-	-	-	
Sep	4,910	-	-	337	-	-	1	429	-	319	123	-	-	-	-	9	-	2,931	660	67	6	1	-	-	25	1	-	-	
Oct	4,957	-	-	322	-	-	-	340	1	275	165	-	-	-	-	11	-	3,346	430	25	-	5	-	-	36	1	-	-	
Nov	0	-	-	-	-	-	-	-	-	-	-	-	-	-	-	-	-	-	-	-	-	-	-	-	-	-	-	-	-
Dec	0	-	-	-	-	-	-	-	-	-	-	-	-	-	-	-	-	-	-	-	-	-	-	-	-	-	-	-	-
Total	46,304	114	0	3,491	0	0	3	3,983	1	3,500	2,134	0	0	0	0	104	0	21,559	9,829	1,248	11	13	0	10	285	7	0	12	

Month	Total	AFG	ANG	BDI	BKF	CAR	COB	COD	CMR	ERT	ETH	IND	LBR	NIG	RSA	RWA	SLE	SOM	SSD	SUD	SYR	TAN	TIB	TUR	UGA	YEM	ZIM	OTHER	
Jan	834	14	-	161	-	-	1	217	-	90	253	-	-	-	-	8	-	17	46	12	-	-	-	5	10	-	-	-	
Feb	757	-	-	128	-	-	-	195	-	133	218	-	-	-	-	7	-	31	22	4	-	-	-	-	17	1	-	-	
Mar	1,065	-	-	200	-	-	-	324	-	227	204	-	-	-	-	8	-	13	33	41	-	1	-	4	10	-	-	-	
Apr	1,197	-	-	215	-	-	1	309	-	386	176	-	-	-	-	4	-	14	68	5	4	-	-	-	14	1	-	-	
May	1,250	1	-	242	-	-	-	295	-	443	151	-	-	-	-	14	-	15	41	37	-	-	-	-	10	1	-	-	
Jun	1,350	1	-	227	-	-	-	173	-	723	172	-	-	-	-	8	-	8	13	10	-	1	-	1	13	-	-	-	
Jul	1,508	72	-	262	-	-	-	195	-	780	125	-	-	-	-	7	-	8	22	10	1	2	-	-	19	2	-	-	
Aug	649	-	-	252	-	-	-	193	-	119	16	-	-	-	-	6	-	4	38	3	-	1	-	-	10	-	-	-	
Sep	907	-	-	237	-	-	1	293	-	211	41	-	-	-	5	-	17	44	36	6	1	-	-	13	1	-	-	-	
Oct	935	-	-	231	-	-	-	240	-	275	109	-	-	-	-	4	-	12	25	7	-	5	-	-	27	-	-	-	
Nov	0	-	-	-	-	-	-	-	-	-	-	-	-	-	-	-	-	-	-	-	-	-	-	-	-	-	-	-	-
Dec	0	-	-	-	-	-	-	-	-	-	-	-	-	-	-	-	-	-	-	-	-	-	-	-	-	-	-	-	-
Total	10,452	88	0	2,155	0	0	3	2,434	0	3,387	1,465	0	0	0	0	71	0	139	352	165	11	11	0	10	143	6	0	12	

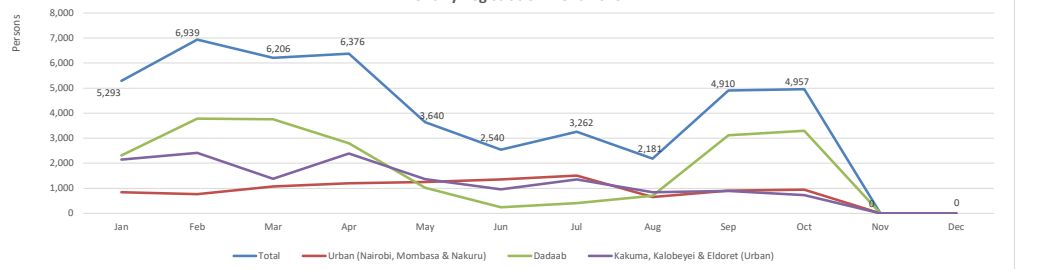
Month	Total	AFG	ANG	BDI	BKF	CAR	COB	COD	CMR	ERT	ETH	ICO	LBR	NIG	RSA	RWA	SLE	SOM	SSD	SUD	SYR	TAN	TIB	TUR	UGA	YEM	ZIM	Other	
Jan	2,315	-	-	-	-	-	-	-	-	-	32	-	-	-	-	-	-	2,279	4	-	-	-	-	-	-	-	-	-	
Feb	3,774	-	-	1	-	-	-	16	-	-	61	-	-	-	-	-	-	3,615	80	1	-	-	-	-	-	-	-	-	
Mar	3,761	-	-	3	-	-	-	5	-	-	43	-	-	-	-	-	-	3,606	104	-	-	-	-	-	-	-	-	-	
Apr	2,793	-	-	3	-	-	-	3	-	-	27	-	-	-	-	-	-	2,715	45	-	-	-	-	-	-	-	-	-	
May	1,019	-	-	-	-	-	-	-	-	-	36	-	-	-	-	-	-	979	2	-	-	-	-	-	2	-	-	-	
Jun	235	-	-	-	-	-	-	-	-	-	8	-	-	-	-	-	-	227	-	-	-	-	-	-	-	-	-	-	
Jul	405	-	-	-	-	-	-	8	-	-	12	-	-	-	-	-	-	383	2	-	-	-	-	-	-	-	-	-	
Aug	694	-	-	-	-	-	-	9	-	-	11	-	-	-	-	-	-	670	4	-	-	-	-	-	-	-	-	-	
Sep	3,112	-	-	2	-	-	-	4	-	-	55	-	-	-	-	-	-	2,834	217	-	-	-	-	-	-	-	-	-	
Oct	3,298	-	-	1	-	-	-	-	-	-	43	-	-	-	-	-	-	3,238	15	-	-	-	-	-	-	1	-	-	
Nov	0	-	-	-	-	-	-	-	-	-	-	-	-	-	-	-	-	-	-	-	-	-	-	-	-	-	-	-	-
Dec	0	-	-	-	-	-	-	-	-	-	-	-	-	-	-	-	-	-	-	-	-	-	-	-	-	-	-	-	-
Total	21,406	0	0	10	0	0	0	45	0	0	328	0	0	0	0	0	0	20,546	473	1	0	0	0	0	2	1	0	0	

Month	Total	AFG	ANG	BDI	BKF	CAR	COB	COD	CMR	ERT	ETH	ICO	LBR	NIG	RSA	RWA	SLE	SOM	SSD	SUD	SYR	TAN	TIB	TUR	UGA	YEM	ZIM	Other	
Jan	2,144	8	-	179	-	-	-	223	-	-	53	-	-	-	-	4	-	97	1,398	161	-	-	-	-	21	-	-	-	
Feb	2,408	-	-	130	-	-	-	130	-	-	64	-	-	-	-	4	-	106	1,680	267	-	-	-	-	27	-	-	-	
Mar	1,380	-	-	106	-	-	-	123	-	-	22	-	-	-	-	4	-	80	942	100	-	-	-	-	3	-	-	-	
Apr	2,386	-	-	185	-	-	-	232	-	-	62	-	-	-	-	3	-	100	1,626	166	-	-	-	-	12	-	-	-	
May	1,371	-	-	143	-	-	-	205	-	-	29	-	-	-	-	-	-	76	844	58	-	-	-	-	16	-	-	-	
Jun	955	18	-	86	-	-	-	116	-	-	29	-	-	-	-	2	-	32	570	90	-	1	-	-	11	-	-	-	
Jul	1,349	-	-	153	-	-	-	115	-	5	25	-	-	-	-	3	-	77	841	116	-	-	-	-	14	-	-	-	
Aug	838	-	-	156	-	-	-	128	-	-	17	-	-	-	-	2	-	130	314	75	-	1	-	-	15	-	-	-	
Sep	891	-	-	98	-	-	-	132	-	108	27	-	-	-	-	4	-	80	399	31	-	-	-	-	12	-	-	-	
Oct	724	-	-	90	-	-	-	100	1	-	13	-	-	-	-	7	-	96	390	18	-	-	-	-	9	-	-	-	
Nov	0	-	-	-	-	-	-	-	-	-	-	-	-	-	-	-	-	-	-	-	-	-	-	-	-	-	-	-	-
Dec	0	-	-	-	-	-	-	-	-	-	-	-	-	-	-	-	-	-	-	-	-	-	-	-	-	-	-	-	-
Total	14,446	26	0	1,326	0	0	0	1,504	1	113	341	0	0	0	0	33	0	874	9,004	1,082	0	2	0	0	140	0	0	0	

Registration Distribution by Location

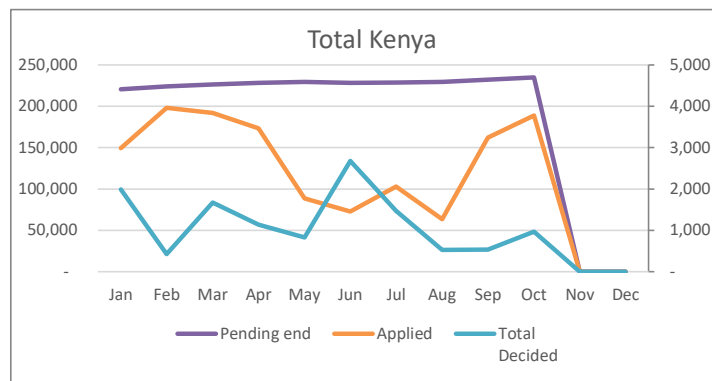


Monthly Registration Trend 2025

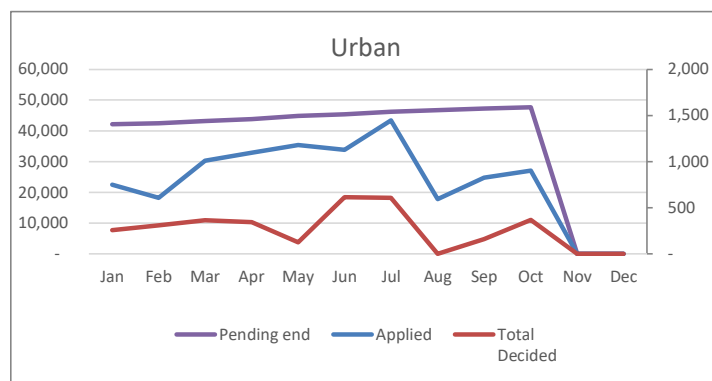


Individual Asylum Applications and Refugee Status Determination Trend

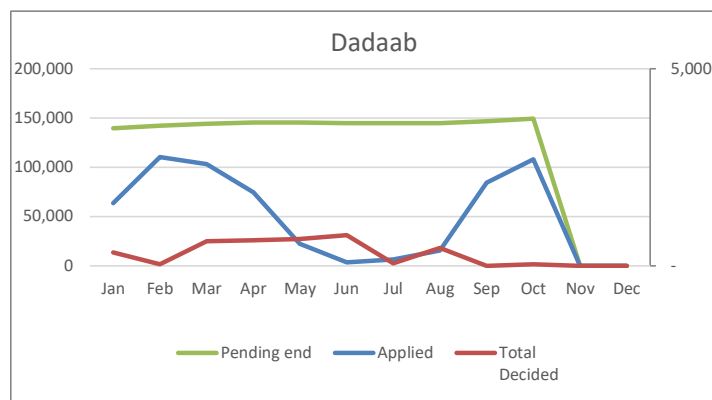
Total	Month	Pending begin	Applied	Recognized	Rejected	Oth. Closed	Total Decided	Pending end
	Jan	219,663	2,991	1,937	-	53	1,990	220,543
	Feb	220,543	3,964	395	-	29	424	224,083
	Mar	224,109	3,836	1,590	-	82	1,672	226,278
	Apr	226,278	3,464	1,022	-	117	1,139	228,562
	May	228,562	1,770	805	-	28	833	229,480
	Jun	229,480	1,459	2,359	-	319	2,678	228,319
	Jul	228,319	2,057	1,384	-	84	1,468	228,843
	Aug	228,843	1,272	456	-	70	526	229,521
	Sep	229,521	3,239	467	-	71	538	232,065
	Oct	232,065	3,778	958	-	12	970	234,787
	Nov	-	-	-	-	-	-	-
	Dec	-	-	-	-	-	-	-
Total		27,830	11,373	-	865	12,238		



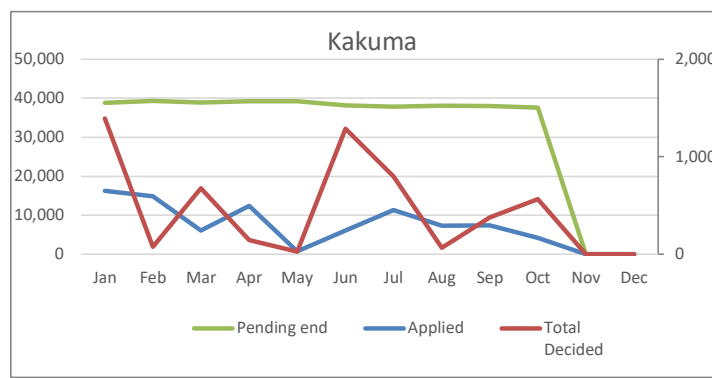
Urban	Month	Pending begin	Applied	Recognized	Rejected	Oth. Closed	Total Decided	Pending end
	Jan	41,798	750	258	-	-	258	42,169
	Feb	42,169	607	306	-	3	309	42,467
	Mar	42,493	1,011	297	-	69	366	43,143
	Apr	43,143	1,097	343	-	-	343	43,856
	May	43,856	1,182	126	-	-	126	44,893
	Jun	44,893	1,130	614	-	-	614	45,467
	Jul	45,467	1,448	609	-	-	609	46,241
	Aug	46,241	593	-	-	-	-	46,766
	Sep	46,766	829	160	-	-	160	47,278
	Oct	47,278	902	368	-	-	368	47,726
	Nov	-	-	-	-	-	-	-
	Dec	-	-	-	-	-	-	-
Total		9,549	3,081	-	72	3,153		



Dadaab	Month	Pending begin	Applied	Recognized	Rejected	Oth. Closed	Total Decided	Pending end
	Jan	138,309	1,591	340	-	-	340	139,560
	Feb	139,560	2,762	36	-	-	36	142,286
	Mar	142,286	2,580	628	-	-	628	144,238
	Apr	144,238	1,871	650	-	-	650	145,459
	May	145,459	556	679	-	-	679	145,336
	Jun	145,336	86	740	-	38	778	144,644
	Jul	144,644	154	-	-	60	60	144,738
	Aug	144,738	385	456	-	2	458	144,665
	Sep	144,665	2,112	-	-	-	-	146,777
	Oct	146,777	2,706	36	-	-	36	149,447
	Nov	-	-	-	-	-	-	0
	Dec	-	-	-	-	-	-	0
Total		14,803	3,565	-	100	3,665		

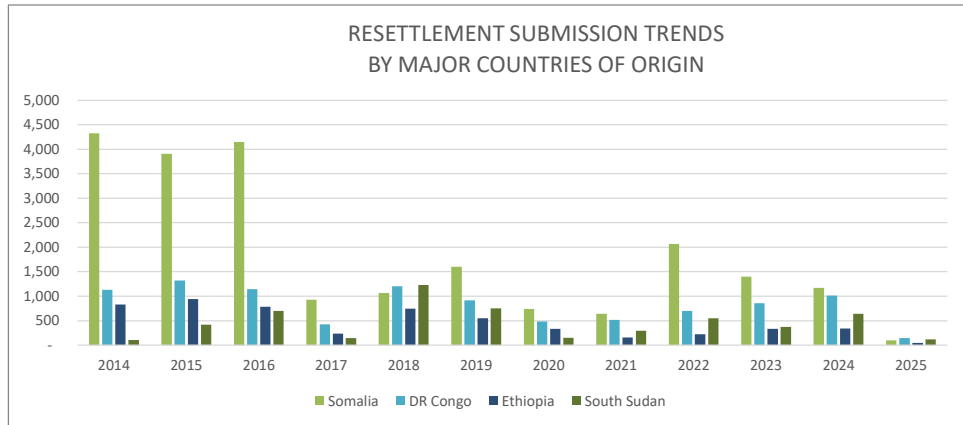


Kakuma, Kalobeyi & Eldoret	Month	Pending begin	Applied	Recognized	Rejected	Oth. Closed	Total Decided	Pending end
	Jan	39,556	650	1,339	0	53	1,392	38,814
	Feb	38,814	595	53	0	26	79	39,330
	Mar	39,330	245	665	0	13	678	38,897
	Apr	38,897	496	29	0	117	146	39,247
	May	39,247	32	0	0	28	28	39,251
	Jun	39,251	243	1,005	0	281	1,286	38,208
	Jul	38,208	455	775	0	24	799	37,864
	Aug	37,864	294	0	0	68	68	38,090
	Sep	38,090	298	307	0	71	378	38,010
	Oct	38,010	170	554	0	12	566	37,614
	Nov	0	0	0	0	0	0	0
	Dec	0	0	0	0	0	0	0
Total		3,478	4,727	-	693	5,420		



RESETTLEMENT SUBMISSION BY COUNTRY OF ORIGIN

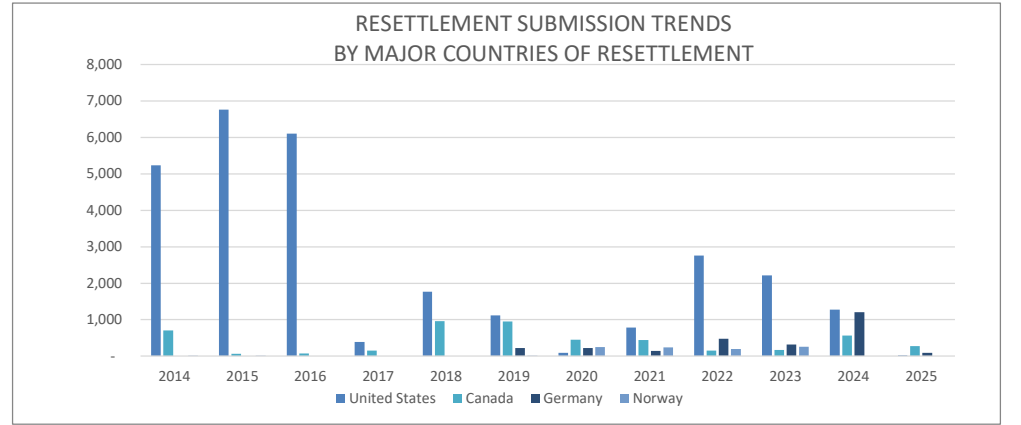
Country of Origin	2014	2015	2016	2017	2018	2019	2020	2021	2022	2023	2024	2025	Total
Somalia	4,325	3,909	4,147	929	1,068	1,600	740	643	2,068	1,398	1,173	101	22,101
DR Congo	1,132	1,326	1,143	424	1,203	916	484	519	700	859	1,015	150	9,871
Ethiopia	830	941	785	237	748	549	337	159	225	332	341	48	5,532
South Sudan	111	420	701	143	1,229	753	152	296	548	375	638	117	5,483
Sudan	158	541	104	4	34	3	2	10	18	63	272	10	1,219
Uganda	88	108	107	47	136	191	12	6	11	3	5	-	714
Burundi	46	121	81	100	121	104	60	54	76	153	215	31	1,162
Eritrea	73	116	55	26	39	36	12	2	10	1	4	1	375
Rwanda	31	78	26	10	17	15	10	6	15	10	10	1	229
Other	11	26	14	20	16	10	11	1	20	8	88	50	275
Total	6,805	7,586	7,163	1,940	4,611	4,177	1,820	1,696	3,691	3,202	3,761	509	46,961



*RST submissions as at end of September 2025

RESETTLEMENT SUBMISSION BY COUNTRY OF RESETTLEMENT

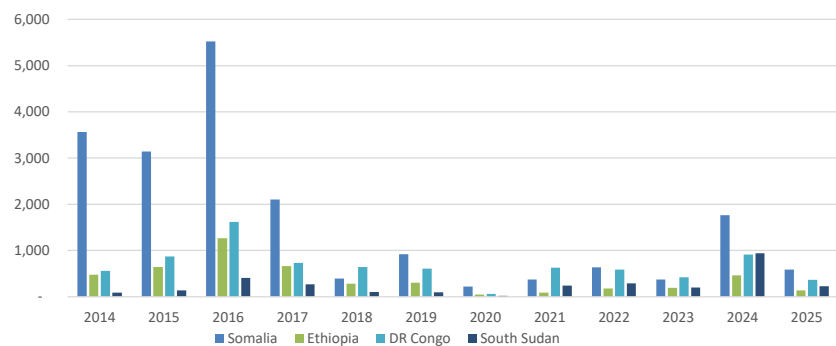
Country of Submission	2014	2015	2016	2017	2018	2019	2020	2021	2022	2023	2024	2025	Total
United States	5,239	6,764	6,105	391	1,775	1,115	90	788	2,763	2,220	1,272	23	28,545
Australia	53	107	310	736	1,438	885	281	16	40	93	486	110	4,555
Canada	705	69	75	158	963	958	451	443	152	175	570	271	4,990
Germany	-	-	-	-	-	217	226	142	476	325	1,205	90	2,681
United Kingdom	363	378	397	180	243	297	251	5	11	22	7	1	2,155
Sweden	397	81	262	353	120	662	38	8	3	5	-	-	1,929
Norway	12	11	5	6	1	11	249	240	197	258	3	8	1,001
Netherlands	16	130	-	-	-	7	138	40	40	103	156	6	636
France	-	-	1	88	46	11	47	10	9	-	49	-	261
Other	20	46	8	28	25	14	49	4	-	1	13	-	208
Total	6,805	7,586	7,163	1,940	4,611	4,177	1,820	1,696	3,691	3,202	3,761	509	46,961



RESETTLEMENT DEPARTURES BY COUNTRY OF ORIGIN

Country of Origin	2014	2015	2016	2017	2018	2019	2020	2021	2022	2023	2024	2025	Total
Somalia	3,562	3,142	5,521	2,102	398	924	220	375	636	369	1,764	592	19,605
Ethiopia	480	645	1,265	663	282	309	45	87	179	196	462	135	4,748
DR Congo	560	874	1,621	730	643	611	64	630	592	426	914	368	8,033
South Sudan	92	136	412	272	100	94	19	245	293	204	940	230	3,037
Sudan	82	46	123	184	9	30	5	35	53	103	170	18	858
Eritrea	57	28	121	62	21	18	4	16	11	6	17	-	361
Burundi	23	30	70	50	81	133	22	54	51	36	133	53	736
Uganda	36	69	70	50	73	63	60	64	23	21	17	2	548
Rwanda	21	28	56	24	28	13	7	9	4	2	33	3	228
Other		3	27	4	6	26	12	2	-	-	8	13	101
Total	4,913	5,001	9,286	4,141	1,641	2,221	458	1,517	1,842	1,363	4,458	1,414	38,255

RESETTLEMENT DEPARTURE TRENDS BY MAJOR COUNTRIES OF ORIGIN

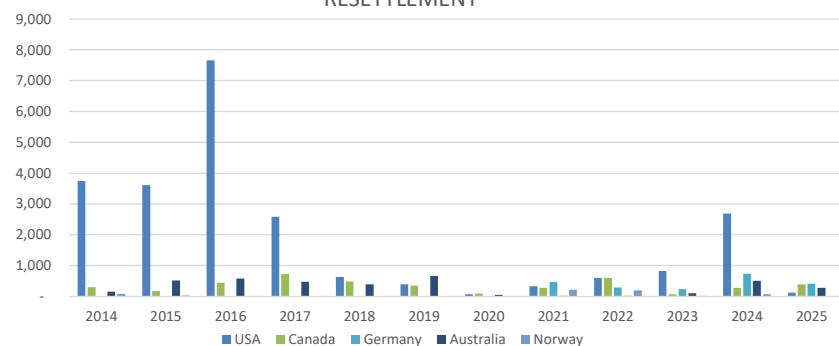


*RST departures as at end of September 2025

RESETTLEMENT DEPARTURES BY COUNTRY OF RESETTLEMENT

Country of Resettlement	2014	2015	2016	2017	2018	2019	2020	2021	2022	2023	2024	2025	Total
USA	3,751	3,610	7,665	2,585	633	392	74	329	607	826	2,689	122	23,283
Canada	302	174	452	725	480	347	93	283	602	72	277	386	4,193
Germany	-	-	-	-	-	-	-	460	295	239	732	414	2,140
Australia	160	514	580	475	398	666	49	14	22	108	509	272	3,767
United Kingdom	279	308	267	248	111	163	19	2	21	37	163	85	1,703
Sweden	229	341	238	83	4	596	201	131	1	8	5	-	1,837
Norway	78	32	3	7	-	2	-	219	191	17	69	4	622
Netherlands	87	2	70	-	-	5	-	30	82	30	2	125	433
France	-	-	-	1	5	25	9	26	21	15	-	-	102
Other	27	20	11	17	10	25	13	23	-	11	12	6	175
Total	4,913	5,001	9,286	4,141	1,641	2,221	458	1,517	1,842	1,363	4,458	1,414	38,255

RESETTLEMENT DEPARTURE TRENDS BY MAJOR COUNTRIES OF RESETTLEMENT



**VOLUNTARY REPATRIATION FROM KENYA
BY COUNTRY OF ORIGIN**

Country of Origin	Year														
	2012	2013	2014	2015	2016	2017	2018	2019	2020	2021	2022	2023	2024	2025	Total
Sudan	-	-	-	-	-	-	-	-	-	-	-	-	-	-	0
Burundi	4	-	-	-	-	-	586	156	60	1,024	1,255	247	1,590	896	5,818
Rwanda	1	-	-	-	-	-	-	-	-	-	-	-	-	-	1
Mozambique	-	-	-	-	-	4	-	-	-	-	-	-	-	-	4
Somalia	4	-	481	5,614	33,792	35,409	7,543	2,142	190	294	439	-	-	-	85,908
Congo, DRC	7	3	-	-	-	-	-	15	-	11	1	-	-	-	37
Ethiopia	-	-	-	-	-	-	1,963	5	79	761	-	-	-	-	2,808
Uganda	1	-	-	-	-	-	-	-	-	3	-	-	-	-	4
Other	-	-	-	-	6	-	1	19	-	-	-	-	-	-	26
Total	17	3	481	5,614	33,798	35,413	10,093	2,337	329	2,093	1,695	247	1,590	896	94,606

