



KENYA

Registered refugees and asylum-seekers

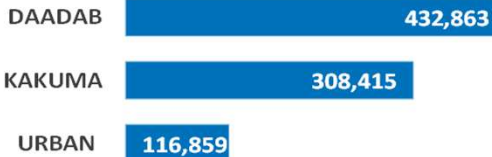
as of 31 July 2025



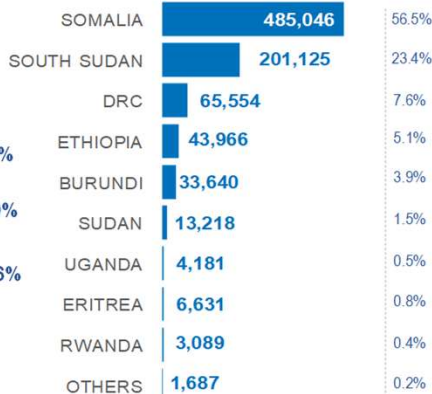
858,137

REGISTERED REFUGEES AND ASYLUM-SEEKERS

HOST LOCATIONS

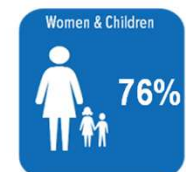


COUNTRIES OF ORIGIN

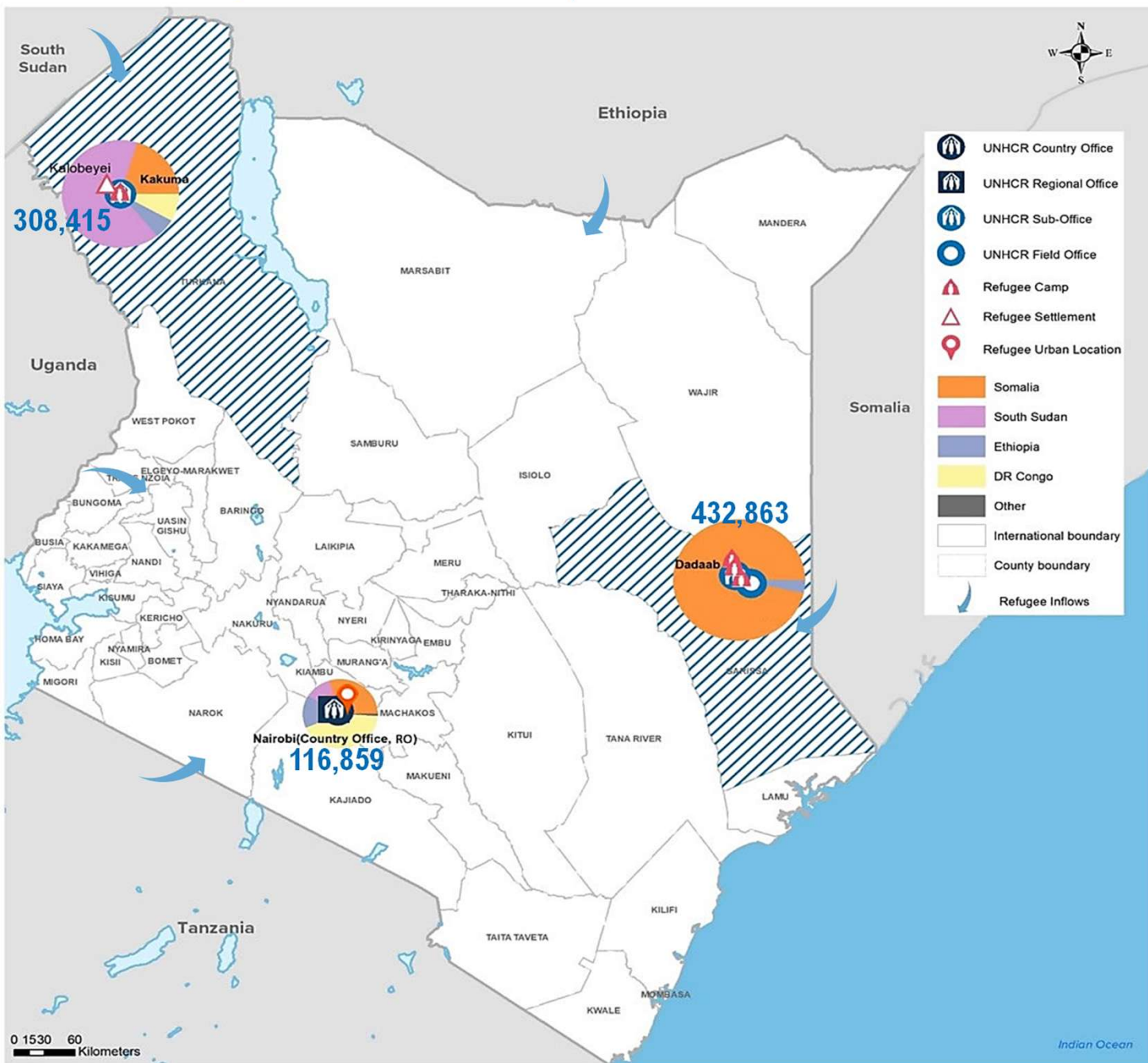


DEMOGRAPHICS

age and gender



LEGAL STATUS



The boundaries and names shown and the designations used on this map do not imply official endorsement or acceptance by the United Nations.

Sources: UNHCR Kenya. Statistics based on UNHCR's Refugee Registration System, *proGres* Author: UNHCR Kenya – DIMA Unit, Nairobi Feedback: kennaodm@unhcr.org



Statistical Summary

as of
July 2025

Refugees and Asylum Seekers in Kenya

	Total Refugee & Asylum Seeker Population	Dadaab Camp	Kakuma Camp	Kalobeyei Settlement	Urban (Eldoret)	Urban (Nbi, Msa & Nak)	
A. Refugees and Asylum Seekers	858,137	432,863	225,625	80,380	2,410	116,859	- Page 2
Undocumented Population							
B. Registration	34,135	14,213	11,961			7,961	- Page 6
C. Refugee Status Determination							- Page 7
1. Applied	19,541	9,600	2,716			7,225	
2. Recognized	9,492	3,073	3,866			2,553	
3. Rejected	0	0	0			0	
4. Pending	228,843	144,738	37,864			46,241	
D. 2025 Resettlement Submissions	298						- Page 8
E. 2025 Resettlement Departures	1,130						- Page 9
F. 2025 Voluntary Repatriation	896						- Page 10

SUMMARY

The refugee and asylum-seeker population in Kenya stood at 858,137 persons as of 31 July 2025, which comprises 629,294 (73%) refugees and 228,843 (27%) asylum-seekers. Compared with June 2025, there is an increase of 3,261 individuals in the total population, from 854,876 to 858,137 mainly because of the resumption of registration in Dadaab and new arrivals from South Sudan, Burundi, Eritrea the Democratic Republic of the Congo, Somalia, and Ethiopia. As of 31 July 2025, Dadaab population stood at 432,863 individuals. Under Kakuma the registered population stood at 308,415 with 225,625 in Kakuma Camp 80,380 in Kalobeyei settlement and 2,410 in Eldoret. Under Nairobi, the registered population stood at 116,859 covering Nairobi, Mombasa and Nakuru town areas.

The PRIMES integrated Biometrics Identity Management System (BIMS) was actively used throughout the reporting period to secure individual identities of the population, thus ensuring continuity of identity over time and in different locations across the world, reducing avenues for identity fraud and other misrepresentations. Population Registration and Identity Management Eco-System (PRIMES) is a platform for all UNHCR registration and identity management tools and applications.

Additionally, the Global Distribution Tool (GDT) was used to extract verification and assistance distribution lists from PRIMES and to authenticate the identity of beneficiaries for assistance provided by UNHCR and partners. The Self-Service Kiosk (KASI) was used by refugees to make various appointments, including complaints, documentation, and data correction/updates, with UNHCR (Protection), and Department of Refugee Services. KASI2 continued to be utilised by refugees who are residing in urban areas to access services provided by UNHCR and the Department of Refugee Services (DRS).

1. Population decreases

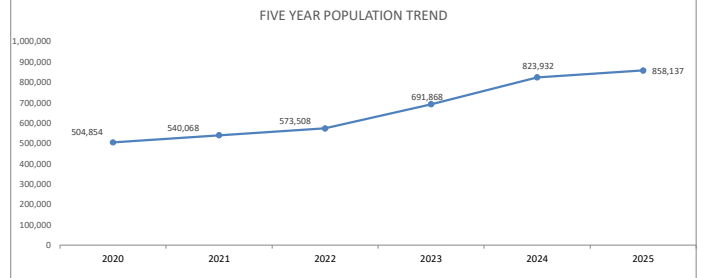
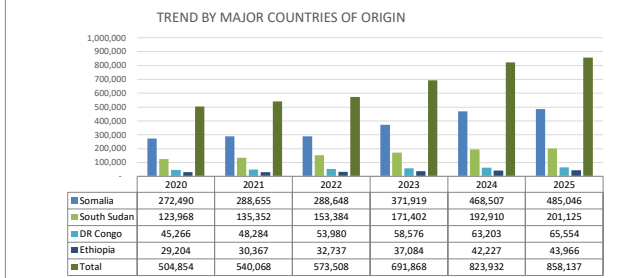
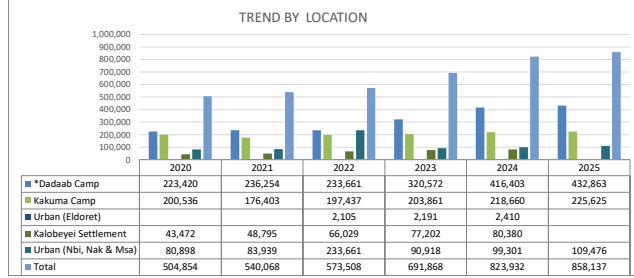
- Voluntary Repatriation:** As of end July 2025, 896 persons were assisted to return to their places of origin voluntarily.
- Resettlement:** A total of 43 refugees departed to various resettlement countries for the month of June 2025. In total 1,130 Individuals departed to various resettlement countries as of June 2025.
- Other Decreases:** Closure/Inactivation of 243 individuals was undertaken during the continuous registration activities within the month of July 2025. These include spontaneous departures, reported deaths, erroneous data entries and others.

2. Population increases

- Registration:** Total number of persons registered by DRS during the month of July 2025 stands at 3,241 (Camps 1,733 and Urban 1,508) as follows; -
 - In-Situ: 254
 - New arrival: 2,173
 - New birth registration: 814
- Other Increases:** A total of 245 Individuals were re-activated after re-establishing contact with the Department of Refugee Services during continuous registration activities within the month of July 2025.

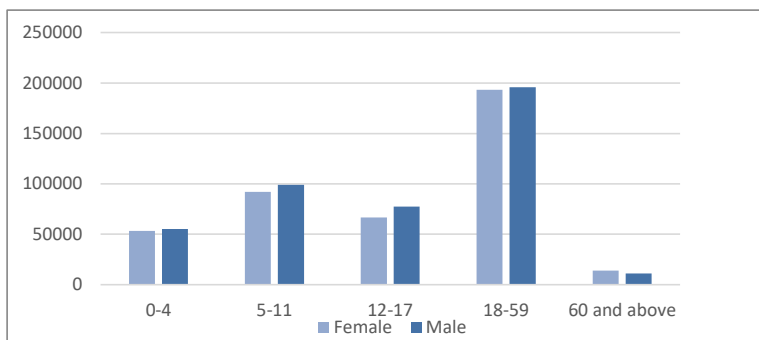
REFUGEES AND ASYLUM SEEKERS IN KENYA BY COUNTRY OF ORIGIN AND LOCATION

Country of Origin	2020				2021				2022				2023				2024				2025											
	Dadaab Camp	Kakuma Camp	Nairobi	Total	Dadaab Camp	Kakuma Camp	Kalobeyei Settlement	Urban (Nbi, Nak & Msa)	Total	Dadaab Camp	Kakuma Camp	Kalobeyei Settlement	Urban (Nbi, Nak & Msa)	Total	Dadaab Camp	Kakuma Camp	Kalobeyei Settlement	Urban (Eldoret)	Urban (Nbi, Nak & Msa)	Total	Dadaab Camp	Kakuma Camp	Kalobeyei Settlement	Urban (Eldoret)	Urban (Nbi, Nak & Msa)	Total						
Total	223,420	200,536	80,898	504,854	236,254	176,403	43,472	83,939	540,068	233,661	197,437	48,795	90,919	573,508	320,572	203,861	66,029	2,105	99,301	691,868	416,403	218,660	77,202	2,191	109,476	823,932	432,863	225,625	80,380	2,410	116,859	858,137
Somalia	215,060	35,847	21,583	272,490	228,254	37,471	117	22,813	288,655	225,916	38,896	127	23,649	288,648	309,843	37,462	148	59	24,407	371,919	403,153	39,409	146	60	25,739	468,507	418,958	39,876	148	60	26,004	485,046
South Sudan	625	114,885	8,458	123,968	641	93,284	32,954	8,473	135,352	596	104,543	37,203	8,557	153,384	1,289	112,970	46,707	1,866	8,570	171,402	2,226	124,488	55,531	1,996	8,669	192,910	2,521	129,181	58,403	2,180	8,840	201,125
DR Congo	78	14,477	30,711	45,266	98	15,433	1,605	31,148	48,284	123	18,156	1,944	33,752	53,980	192	18,518	3,778	7	36,081	58,576	258	19,646	4,792	10	38,497	63,203	303	20,208	5,135	34	39,874	65,554
Ethiopia	7,480	10,622	11,102	29,204	7,088	6,120	5,109	12,050	30,367	6,860	6,650	5,359	13,783	32,737	9,030	6,392	5,224	98	16,340	37,084	10,379	7,004	5,325	58	19,461	42,227	10,738	7,108	5,395	57	20,668	43,966
Burundi	64	12,228	4,228	16,520	65	12,120	2,729	4,239	19,153	58	16,153	3,104	5,268	24,591	61	15,936	8,415	9	6,778	31,199	93	14,774	9,062	10	8,441	32,380	114	14,945	8,820	11	9,750	33,640
Sudan	24	9,906	179	10,109	15	9,417	355	192	9,979	16	8,824	373	200	10,439	50	8,597	475	35	421	10,578	84	10,407	797	32	849	12,169	85	11,281	854	45	953	13,218
Uganda	72	1,679	875	2,626	75	1,666	486	859	3,086	75	2,132	585	955	3,759	75	1,784	824	8	1,098	3,789	89	1,704	952	8	1,282	4,035	90	1,759	1,003	8	1,321	4,181
Eritrea	4	41	1,851	1,896	4	47	1	2,149	2,201	4	72	1	2,511	2,599	5	161	1	18	3,074	3,259	76	200	1	14	3,632	3,923	6	204	1	13	6,407	
Rwanda	8	698	1,165	1,871	9	748	66	1,166	1,989	10	931	79	1,283	2,304	15	967	434	1	1,425	2,842	29	944	484	2	1,565	3,024	26	962	494	2	1,605	3,089
Other	5	153	746	904	5	97	50	850	1,002	3	80	20	960	1,067	12	74	23	4	1,107	1,220	16	84	112	1	1,341	1,554	22	101	127	-	1,437	1,687

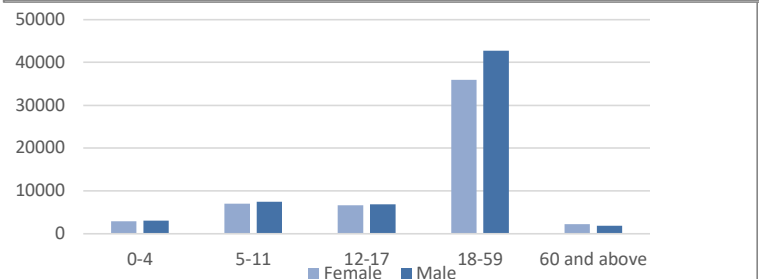


REFUGEES AND ASYLUM SEEKERS IN KENYA : DEMOGRAPHIC BREAKDOWN

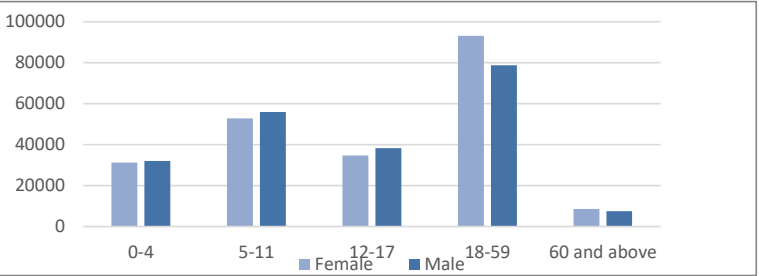
Total Kenya	Age Group	Sex				Total	
		Female		Male			
		#	%	#	%	#	%
	0-4	53,540	6.2%	55,373	6.5%	108,913	12.7%
	5-11	92,162	10.7%	99,029	11.5%	191,191	22.3%
	12-17	66,751	7.8%	77,537	9.0%	144,288	16.8%
	18-59	193,073	22.5%	195,851	22.8%	388,924	45.3%
	60 and above	13,854	1.6%	10,967	1.3%	24,821	2.9%
	Youth Group (18-35)	129,277	15.1%	148,158	17.3%	277,435	32.3%
	Total	419,380	48.9%	438,757	51.1%	858,137	



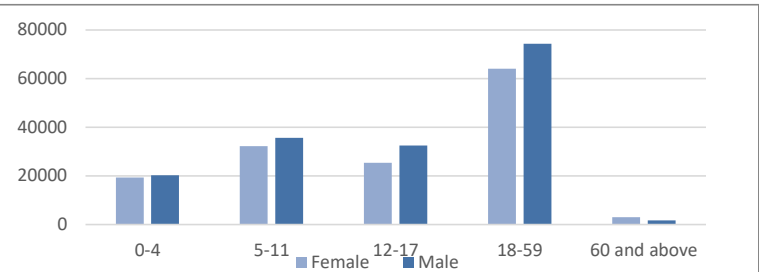
Urban (Nbi, Nak & Msa)	Age Group	Sex				Total	
		Female		Male			
		#	%	#	%	#	%
	0-4	2,919	2.5%	3,122	2.7%	6,041	5.2%
	5-11	7,023	6.0%	7,519	6.4%	14,542	12.4%
	12-17	6,624	5.7%	6,909	5.9%	13,533	11.6%
	18-59	35,921	30.7%	42,709	36.5%	78,630	67.3%
	60 and above	2,228	1.9%	1,885	1.6%	4,113	3.5%
	Youth Group (18-35)	24,871	21.28%	29,734	25.44%	54,605	46.7%
	Total	54,715	46.8%	62,144	53.2%	116,859	



Dadaab Camp	Age Group	Sex				Total	
		Female		Male			
		#	%	#	%	#	%
	0-4	31,300	7.2%	32,050	7.4%	63,350	14.6%
	5-11	52,839	12.2%	55,889	12.9%	108,728	25.1%
	12-17	34,744	8.0%	38,158	8.8%	72,902	16.8%
	18-59	93,062	21.5%	78,720	18.2%	171,782	39.7%
	60 and above	8,632	2.0%	7,469	1.7%	16,101	3.7%
	Youth Group (18-35)	60,055	13.9%	56,942	13.2%	116,997	27.0%
	Total	220,577	51.0%	212,286	49.0%	432,863	

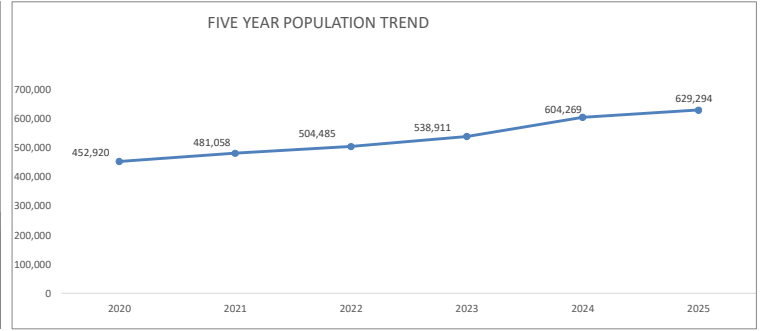
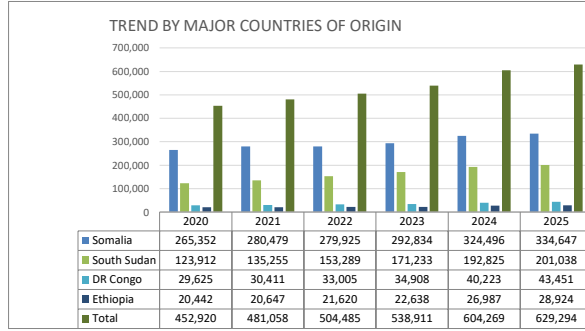
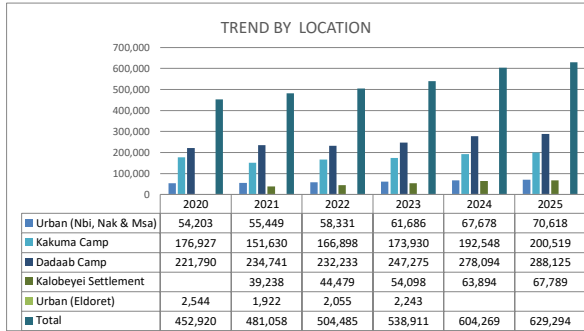


Kakuma Camp	Age Group	Sex				Total	
		Female		Male			
		#	%	#	%	#	%
	0-4	19,321	6.3%	20,201	6.5%	39,522	12.8%
	5-11	32,300	10.5%	35,621	11.5%	67,921	22.0%
	12-17	25,383	8.2%	32,470	10.5%	57,853	18.8%
	18-59	64,090	20.8%	74,422	24.1%	138,512	44.9%
	60 and above	2,994	1.0%	1,613	0.5%	4,607	1.5%
	Youth Group (18-35)	44,351	14.4%	61,482	19.9%	105,833	34.3%
	Total	144,088	46.7%	164,327	53.3%	308,415	



REFUGEES IN KENYA BY COUNTRY OF ORIGIN AND LOCATION

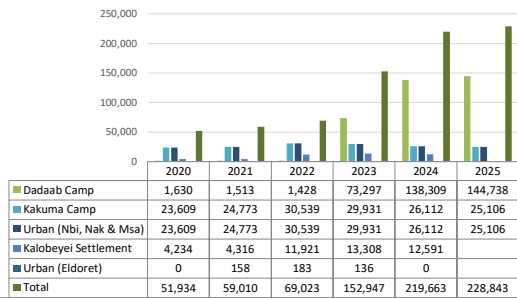
Country of Origin	2020				2021				2022				2023				2024				2025											
	Dadaab Camp	Kakuma Camp	Nairobi	Total	Dadaab Camp	Kakuma Camp	Urban (Nbi, Nak & Msa)	Total	Dadaab Camp	Kakuma Camp	Kalobeyei Settlement	Urban (Eldoret)	Urban (Nbi, Nak & Msa)	Total	Dadaab Camp	Kakuma Camp	Kalobeyei Settlement	Urban (Eldoret)	Urban (Nbi, Nak & Msa)	Total	Dadaab Camp	Kakuma Camp	Kalobeyei Settlement	Urban (Eldoret)	Urban (Nbi, Nak & Msa)	Total						
Total	221,790	176,927	54,203	452,920	234,741	151,630	55,449	481,058	232,233	166,898	44,479	2,544	58,331	504,485	247,275	173,930	54,098	1,922	61,686	538,911	278,094	192,548	63,894	2,055	67,678	604,269	288,125	200,519	67,789	2,243	70,618	629,294
Somalia	214,710	34,896	15,746	265,352	227,878	36,158	16,352	280,479	225,565	37,271	103	58	16,928	279,925	239,263	35,820	111	57	17,583	292,834	267,944	37,402	115	58	18,977	324,496	277,358	37,795	117	58	19,319	334,647
South Sudan	625	114,875	8,412	123,912	640	93,239	8,425	135,255	594	104,503	37,198	2,485	8,509	153,289	1,289	112,898	46,665	1,865	8,516	171,233	2,226	124,471	55,523	1,996	8,609	192,825	2,521	129,163	58,397	2,180	8,777	201,038
DR Congo	70	9,729	19,826	29,625	83	8,987	20,208	30,411	105	9,696	1,398	0	21,806	33,005	131	9,911	1,453	0	23,413	34,908	211	13,139	1,995	0	24,878	40,223	251	14,766	2,651	0	25,783	43,451
Ethiopia	6,260	7,650	6,532	20,442	6,016	3,866	6,780	20,647	5,849	4,219	4,377	0	7,175	21,620	6,440	3,985	4,276	0	7,937	22,638	7,466	4,516	4,451	0	10,554	26,987	7,726	4,817	4,632	0	11,749	28,924
Burundi	35	5,269	1,455	6,759	39	4,768	1,445	7,203	32	5,320	1,233	0	1,574	8,199	30	5,536	1,401	0	1,714	8,681	73	6,199	1,560	0	1,773	9,605	91	6,621	1,632	0	1,839	10,183
Sudan	20	3,848	130	3,998	11	3,981	135	4,213	13	5,252	136	1	138	5,540	41	5,140	149	0	148	5,478	81	6,167	199	1	204	6,652	82	6,614	290	5	218	7,209
Uganda	65	382	390	837	69	361	343	794	69	366	29	0	337	801	69	365	33	0	348	815	73	387	32	0	343	835	75	423	32	-	338	868
Eritrea	2	26	860	888	2	14	886	902	2	19	0	0	921	942	3	16	0	0	1,013	1,032	2	20	0	0	1,216	1,238	4	23	0	0	1,434	1,461
Rwanda	0	194	550	744	0	211	554	766	1	235	1	0	574	811	6	242	1	0	596	845	15	231	10	0	620	876	14	270	19	0	647	950
Other	3	58	302	363	3	45	321	388	3	17	4	0	369	393	3	17	9	0	418	447	3	16	9	0	504	532	3	27	19	-	514	563



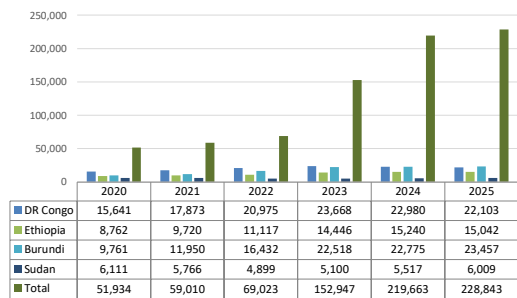
ASYLUM SEEKERS STATISTICS BY COUNTRY OF ORIGIN AND LOCATION

Country of Origin	2020				2021				2022				2023				2024				2025											
	Dadaab Camp	Kakuma Camp	Nairobi	Total	Dadaab Camp	Kakuma Camp	Urban (Nbi, Nak & Msa)	Total	Dadaab Camp	Kakuma Camp	Kalobeyei Settlement	Urban (Eldoret)	Urban (Nbi, Nak & Msa)	Total	Dadaab Camp	Kakuma Camp	Kalobeyei Settlement	Urban (Eldoret)	Urban (Nbi, Nak & Msa)	Total	Dadaab Camp	Kakuma Camp	Kalobeyei Settlement	Urban (Eldoret)	Urban (Nbi, Nak & Msa)	Total						
Total	1,630	23,609	26,695	51,934	1,513	24,773	28,490	59,010	1,428	30,539	4,316	158	32,887	69,023	73,297	29,931	11,921	183	37,615	152,947	138,309	26,112	13,308	136	41,798	219,663	144,738	25,106	12,591	#VALUE!	46,241	228,843
DR Congo	8	4,748	10,885	15,641	15	6,446	10,940	17,873	18	8,460	546	5	11,946	20,975	61	8,607	2,325	7	12,668	23,668	47	6,507	2,797	10	13,619	22,980	52	5,442	2,484	34	14,091	22,103
Ethiopia	1,220	2,972	4,570	8,762	1,072	2,254	5,270	9,720	1,011	2,431	982	85	6,608	11,117	2,590	2,407	948	98	8,403	14,446	2,913	2,488	874	58	8,907	15,240	3,012	2,291	763	57	8,919	15,042
Burundi	29	6,959	2,773	9,761	26	7,352	2,794	11,950	26	10,833	1,871	8	3,694	16,432	31	10,400	7,014	9	5,064	22,518	20	8,575	7,502	10	6,668	22,775	23	8,324	7,188	11	7,911	23,457
Sudan	4	6,058	49	6,111	4	5,436	57	5,766	3	4,572	237	25	62	4,899	9	4,457	326	35	273	5,100	3	4,240	598	31	645	5,517	3	4,667	564	40	735	6,009
Somalia	350	951	5,837	7,138	376	1,313	6,461	8,176	351	1,625	24	2	6,721	8,723	70,580	1,642	37	2	6,824	79,085	135,209	2,007	31	2	6,762	144,011	141,600	2,081	31	2	6,685	150,399
Uganda	7	1,297	485	1,789	6	1,305	516	2,292	6	1,766	556	12	618	2,958	6	1,419	791	8	750	2,974	16	1,317	920	8	939	3,200	15	1,336	971	8	983	3,313
Eritrea	2	15	991	1,008	2	33	1,263	1,299	2	53	1	11	1,590	1,657	2	145	1	18	2,061	2,227	74	180	1	14	2,416	2,685	2	181	1	13	4,973	5,170
Rwanda	8	504	615	1,127	9	537	612	1,223	9	696	78	1	709	1,493	9	725	433	1	829	1,997	14	713	474	2	945	2,148	12	692	475	2	958	2,139
Other	2	95	444	541	2	52	529	614	-	63	16	4	591	674	9	57	14	4	689	773	13	68	103	1	837	1,022	19	74	108	-	923	1,124
South Sudan	-	10	46	56	1	45	48	97	2	40	5	-	48	95	-	72	32	1	54	159	-	17	8	-	60	85	-	18	6	-	63	87

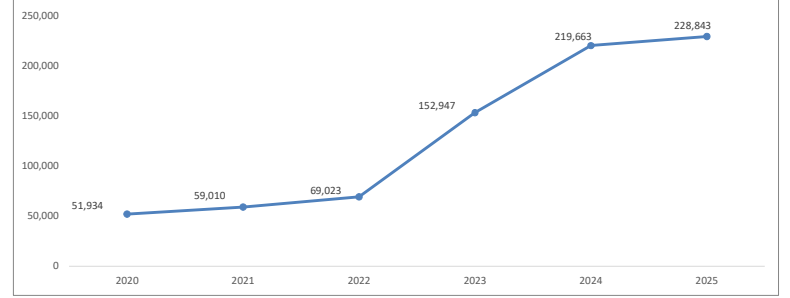
TREND BY LOCATION



TREND BY MAJOR COUNTRIES OF ORIGIN



FIVE YEAR POPULATION TREND



KENYA REGISTRATION TREND BY LOCATION AND COUNTRY OF ORIGIN

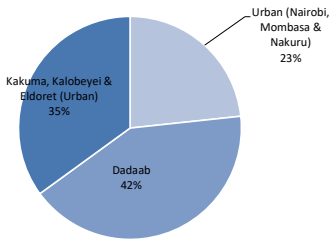
Month	Total	AFG	ANG	BDI	BKF	CAR	COB	COD	CMR	ERT	ETH	ICO	LBR	NIG	RSA	RWA	SLE	SOM	SSD	SUD	SYR	TAN	TIB	TUR	UGA	YEM	ZIM	OTHER
Jan	5,278	22	-	340	-	-	1	440	-	90	338	-	-	-	-	12	-	2,378	1,448	173	-	-	-	5	31	-	-	-
Feb	6,907	-	-	258	-	-	-	336	-	133	343	-	-	-	-	11	-	3,729	1,779	272	-	-	-	-	44	1	-	-
Mar	6,184	-	-	309	-	-	-	452	-	227	269	-	-	-	-	12	-	3,679	1,077	141	-	1	-	4	13	-	-	-
Apr	6,356	-	-	403	-	-	1	544	-	386	265	-	-	-	-	7	-	2,813	1,736	171	4	-	-	-	25	1	-	-
May	3,632	1	-	385	-	-	-	500	-	443	213	-	-	-	-	14	-	1,065	887	95	-	-	-	-	28	1	-	-
Jun	2,537	19	-	313	-	-	-	287	-	723	209	-	-	-	-	10	-	266	583	100	-	2	-	1	24	-	-	-
Jul	3,241	72	-	404	-	-	6	311	-	785	168	-	-	-	-	10	-	459	861	125	1	2	-	-	32	2	-	3
Aug	0	-	-	-	-	-	-	-	-	-	-	-	-	-	-	-	-	-	-	-	-	-	-	-	-	-	-	-
Sep	0	-	-	-	-	-	-	-	-	-	-	-	-	-	-	-	-	-	-	-	-	-	-	-	-	-	-	-
Oct	0	-	-	-	-	-	-	-	-	-	-	-	-	-	-	-	-	-	-	-	-	-	-	-	-	-	-	-
Nov	0	-	-	-	-	-	-	-	-	-	-	-	-	-	-	-	-	-	-	-	-	-	-	-	-	-	-	-
Dec	0	-	-	-	-	-	-	-	-	-	-	-	-	-	-	-	-	-	-	-	-	-	-	-	-	-	-	-
Total	34,135	114	0	2,412	0	0	8	2,870	0	2,787	1,805	0	0	0	0	76	0	14,389	8,371	1,077	5	5	0	10	197	5	0	4

Month	Total	AFG	ANG	BDI	BKF	CAR	COB	COD	CMR	ERT	ETH	IND	LBR	NIG	RSA	RWA	SLE	SOM	SSD	SUD	SYR	TAN	TIB	TUR	UGA	YEM	ZIM	OTHER
Jan	834	14	-	161	-	-	1	217	-	90	253	-	-	-	-	8	-	17	46	12	-	-	-	5	10	-	-	-
Feb	757	-	-	128	-	-	-	195	-	133	218	-	-	-	-	7	-	31	22	4	-	-	-	-	17	1	-	1
Mar	1,065	-	-	200	-	-	-	324	-	227	204	-	-	-	-	8	-	13	33	41	-	1	-	4	10	-	-	-
Apr	1,197	-	-	215	-	-	1	309	-	386	176	-	-	-	-	4	-	14	68	5	4	-	-	-	14	1	-	-
May	1,250	1	-	242	-	-	-	295	-	443	151	-	-	-	-	14	-	15	41	37	-	-	-	-	10	1	-	-
Jun	1,350	1	-	227	-	-	-	173	-	723	172	-	-	-	-	8	-	8	13	10	-	1	-	1	13	-	-	-
Jul	1,508	72	-	262	-	-	-	195	-	780	125	-	-	-	-	7	-	8	22	10	1	2	-	-	19	2	-	3
Aug	0	-	-	-	-	-	-	-	-	-	-	-	-	-	-	-	-	-	-	-	-	-	-	-	-	-	-	-
Sep	0	-	-	-	-	-	-	-	-	-	-	-	-	-	-	-	-	-	-	-	-	-	-	-	-	-	-	-
Oct	0	-	-	-	-	-	-	-	-	-	-	-	-	-	-	-	-	-	-	-	-	-	-	-	-	-	-	-
Nov	0	-	-	-	-	-	-	-	-	-	-	-	-	-	-	-	-	-	-	-	-	-	-	-	-	-	-	-
Dec	0	-	-	-	-	-	-	-	-	-	-	-	-	-	-	-	-	-	-	-	-	-	-	-	-	-	-	-
Total	7,961	88	0	1,435	0	0	2	1,708	0	2,782	1,299	0	0	0	0	56	0	106	245	119	5	4	0	10	93	5	0	4

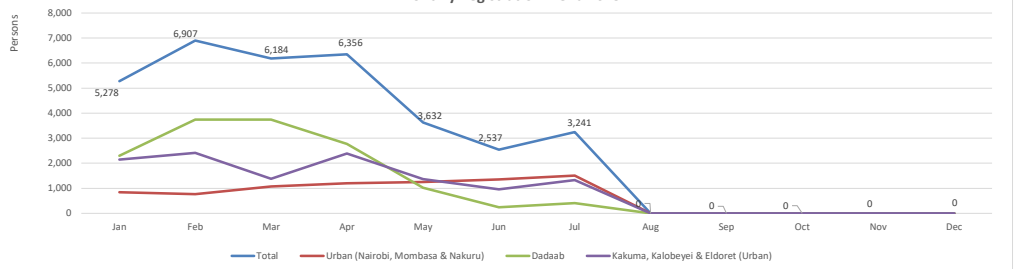
Month	Total	AFG	ANG	BDI	BKF	CAR	COB	COD	CMR	ERT	ETH	ICO	LBR	NIG	RSA	RWA	SLE	SOM	SSD	SUD	SYR	TAN	TIB	TUR	UGA	YEM	ZIM	Other
Jan	2,300	-	-	-	-	-	-	-	-	-	32	-	-	-	-	-	-	2,264	4	-	-	-	-	-	-	-	-	-
Feb	3,745	-	-	1	-	-	-	13	-	-	61	-	-	-	-	-	-	3,592	77	1	-	-	-	-	-	-	-	
Mar	3,739	-	-	3	-	-	-	5	-	-	43	-	-	-	-	-	-	3,586	102	-	-	-	-	-	-	-		
Apr	2,778	-	-	3	-	-	-	3	-	-	28	-	-	-	-	-	-	2,699	45	-	-	-	-	-	-	-		
May	1,013	-	-	-	-	-	-	-	-	-	35	-	-	-	-	-	-	974	2	-	-	-	-	-	2	-		
Jun	234	-	-	-	-	-	-	-	-	-	8	-	-	-	-	-	-	226	-	-	-	-	-	-	-	-		
Jul	404	-	-	-	-	-	6	2	-	-	19	-	-	-	-	-	-	375	2	-	-	-	-	-	-	-		
Aug	0	-	-	-	-	-	-	-	-	-	-	-	-	-	-	-	-	-	-	-	-	-	-	-	-	-		
Sep	0	-	-	-	-	-	-	-	-	-	-	-	-	-	-	-	-	-	-	-	-	-	-	-	-	-		
Oct	0	-	-	-	-	-	-	-	-	-	-	-	-	-	-	-	-	-	-	-	-	-	-	-	-	-		
Nov	0	-	-	-	-	-	-	-	-	-	-	-	-	-	-	-	-	-	-	-	-	-	-	-	-	-		
Dec	0	-	-	-	-	-	-	-	-	-	-	-	-	-	-	-	-	-	-	-	-	-	-	-	-	-		
Total	14,213	0	0	7	0	0	6	23	0	0	226	0	0	0	0	0	0	13,716	232	1	0	0	0	0	2	0	0	

Month	Total	AFG	ANG	BDI	BKF	CAR	COB	COD	CMR	ERT	ETH	ICO	LBR	NIG	RSA	RWA	SLE	SOM	SSD	SUD	SYR	TAN	TIB	TUR	UGA	YEM	ZIM	Other
Jan	2,144	8	-	179	-	-	-	223	-	-	53	-	-	-	-	4	-	97	1,398	161	-	-	-	-	21	-	-	
Feb	2,405	-	-	129	-	-	-	128	-	-	64	-	-	-	-	4	-	106	1,680	267	-	-	-	-	27	-	-	
Mar	1,380	-	-	106	-	-	-	123	-	-	22	-	-	-	-	4	-	80	942	100	-	-	-	-	3	-	-	
Apr	2,381	-	-	185	-	-	-	232	-	-	61	-	-	-	-	3	-	100	1,623	166	-	-	-	-	11	-	-	
May	1,369	-	-	143	-	-	-	205	-	-	27	-	-	-	-	-	-	76	844	58	-	-	-	-	16	-		
Jun	953	18	-	86	-	-	-	114	-	-	29	-	-	-	-	2	-	32	570	90	-	1	-	-	11	-		
Jul	1,329	-	-	142	-	-	-	114	-	5	24	-	-	-	-	3	-	76	837	115	-	-	-	-	13	-		
Aug	0	-	-	-	-	-	-	-	-	-	-	-	-	-	-	-	-	-	-	-	-	-	-	-	-	-		
Sep	0	-	-	-	-	-	-	-	-	-	-	-	-	-	-	-	-	-	-	-	-	-	-	-	-	-		
Oct	0	-	-	-	-	-	-	-	-	-	-	-	-	-	-	-	-	-	-	-	-	-	-	-	-	-		
Nov	0	-	-	-	-	-	-	-	-	-	-	-	-	-	-	-	-	-	-	-	-	-	-	-	-	-		
Dec	0	-	-	-	-	-	-	-	-	-	-	-	-	-	-	-	-	-	-	-	-	-	-	-	-	-		
Total	11,961	26	0	970	0	0	0	1,139	0	5	280	0	0	0	0	20	0	567	7,894	957	0	1	0	0	102	0	0	

Registration Distribution by Location

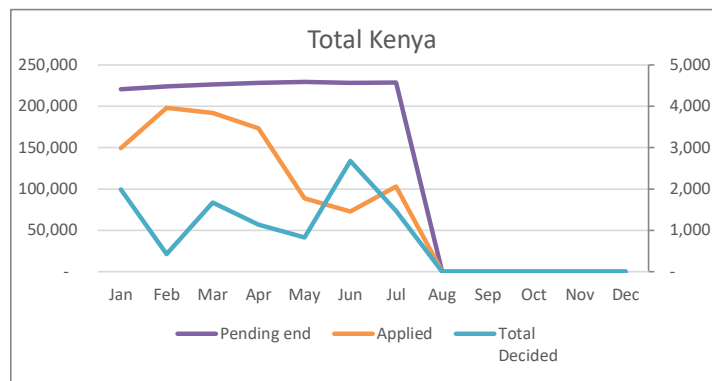


Monthly Registration Trend 2025

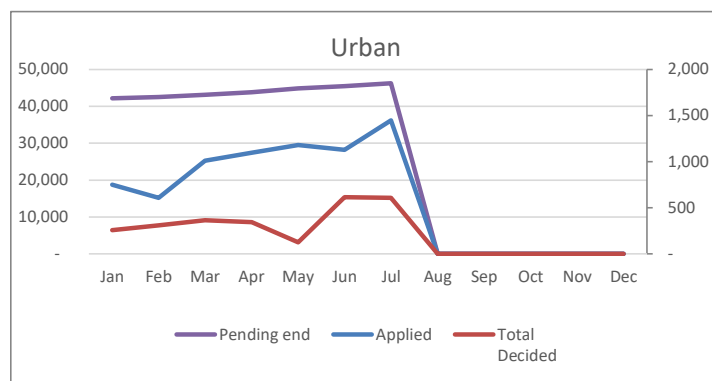


Individual Asylum Applications and Refugee Status Determination Trend

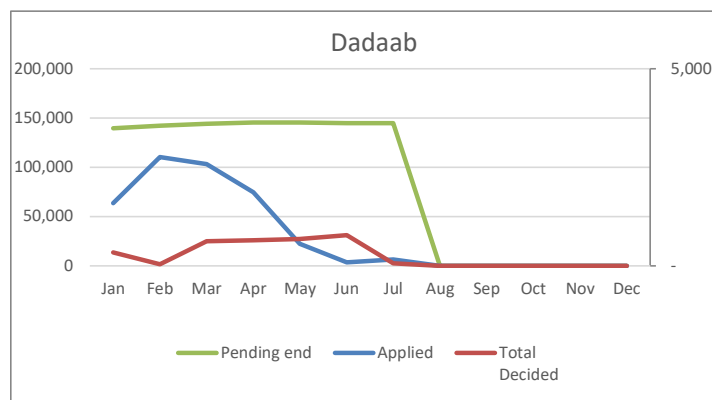
Total	Month	Pending begin	Applied	Recognized	Rejected	Oth. Closed	Total Decided	Pending end
	Jan	219,663	2,991	1,937	-	53	1,990	220,543
	Feb	220,543	3,964	395	-	29	424	224,083
	Mar	224,109	3,836	1,590	-	82	1,672	226,278
	Apr	226,278	3,464	1,022	-	117	1,139	228,562
	May	228,562	1,770	805	-	28	833	229,480
	Jun	229,480	1,459	2,359	-	319	2,678	228,319
	Jul	228,319	2,057	1,384	-	84	1,468	228,843
	Aug	-	-	-	-	-	-	-
	Sep	-	-	-	-	-	-	-
	Oct	-	-	-	-	-	-	-
	Nov	-	-	-	-	-	-	-
	Dec	-	-	-	-	-	-	-
Total		19,541	9,492	-	712	10,204		



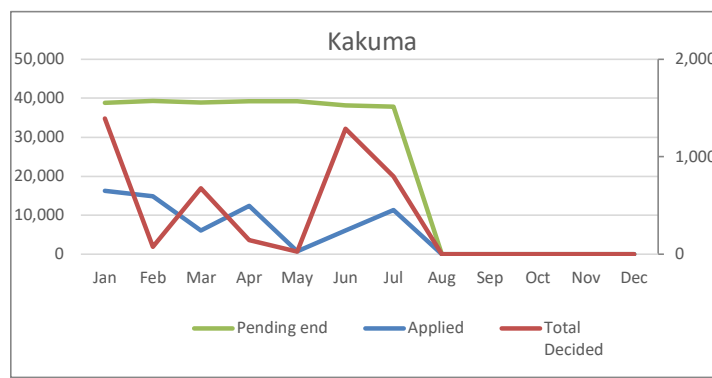
Urban	Month	Pending begin	Applied	Recognized	Rejected	Oth. Closed	Total Decided	Pending end
	Jan	41,798	750	258	-	-	258	42,169
	Feb	42,169	607	306	-	3	309	42,467
	Mar	42,493	1,011	297	-	69	366	43,143
	Apr	43,143	1,097	343	-	-	343	43,856
	May	43,856	1,182	126	-	-	126	44,893
	Jun	44,893	1,130	614	-	-	614	45,467
	Jul	45,467	1,448	609	-	-	609	46,241
	Aug	-	-	-	-	-	-	-
	Sep	-	-	-	-	-	-	-
	Oct	-	-	-	-	-	-	-
	Nov	-	-	-	-	-	-	-
	Dec	-	-	-	-	-	-	-
Total		7,225	2,553	-	72	2,625		



Dadaab	Month	Pending begin	Applied	Recognized	Rejected	Oth. Closed	Total Decided	Pending end
	Jan	138,309	1,591	340	-	-	340	139,560
	Feb	139,560	2,762	36	-	-	36	142,286
	Mar	142,286	2,580	628	-	-	628	144,238
	Apr	144,238	1,871	650	-	-	650	145,459
	May	145,459	556	679	-	-	679	145,336
	Jun	145,336	86	740	-	38	778	144,644
	Jul	144,644	154	-	-	60	60	144,738
	Aug	-	-	-	-	-	-	0
	Sep	-	-	-	-	-	-	0
	Oct	-	-	-	-	-	-	0
	Nov	-	-	-	-	-	-	0
	Dec	-	-	-	-	-	-	0
Total		9,600	3,073	-	98	3,171		

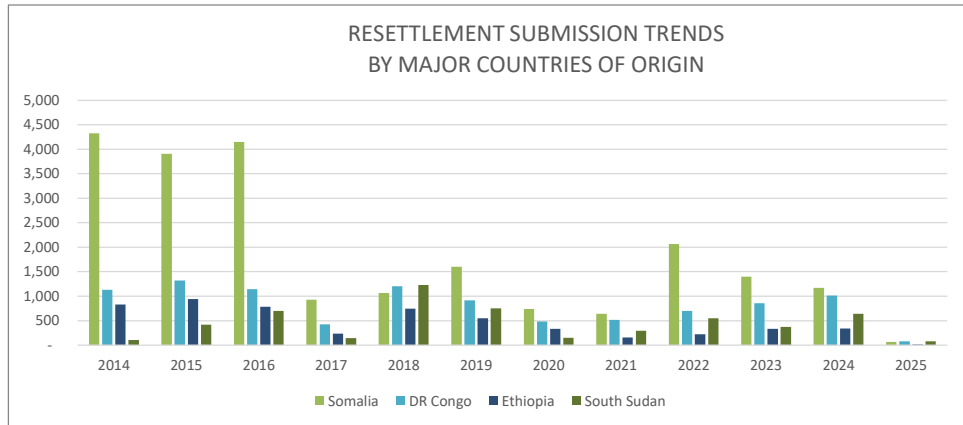


Kakuma, Kalobeyei & Eldoret	Month	Pending begin	Applied	Recognized	Rejected	Oth. Closed	Total Decided	Pending end
	Jan	39,556	650	1,339	0	53	1,392	38,814
	Feb	38,814	595	53	0	26	79	39,330
	Mar	39,330	245	665	0	13	678	38,897
	Apr	38,897	496	29	0	117	146	39,247
	May	39,247	32	0	0	28	28	39,251
	Jun	39,251	243	1,005	0	281	1,286	38,208
	Jul	38,208	455	775	0	24	799	37,864
	Aug	0	0	0	0	0	0	0
	Sep	0	0	0	0	0	0	0
	Oct	0	0	0	0	0	0	0
	Nov	0	0	0	0	0	0	0
	Dec	0	0	0	0	0	0	0
Total		2,716	3,866	-	542	4,408		



RESETTLEMENT SUBMISSION BY COUNTRY OF ORIGIN

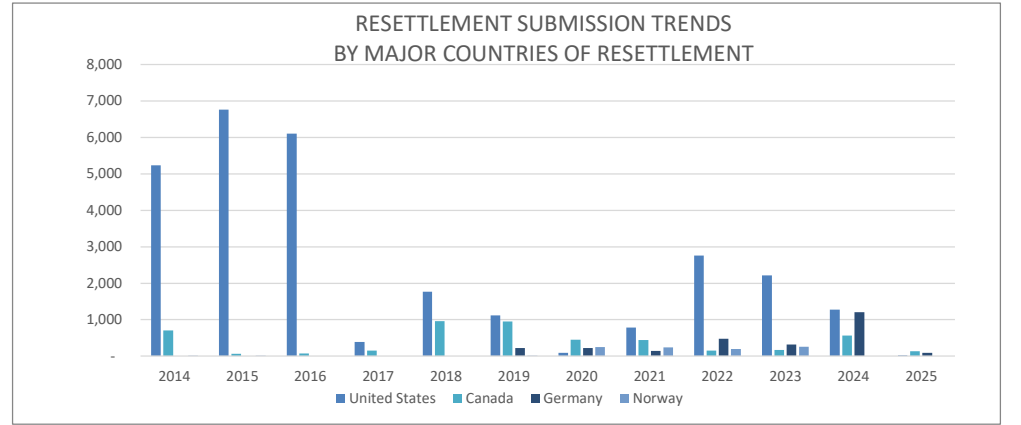
Country of Origin	2014	2015	2016	2017	2018	2019	2020	2021	2022	2023	2024	2025	Total
Somalia	4,325	3,909	4,147	929	1,068	1,600	740	643	2,068	1,398	1,173	71	22,071
DR Congo	1,132	1,326	1,143	424	1,203	916	484	519	700	859	1,015	86	9,807
Ethiopia	830	941	785	237	748	549	337	159	225	332	341	20	5,504
South Sudan	111	420	701	143	1,229	753	152	296	548	375	638	78	5,444
Sudan	158	541	104	4	34	3	2	10	18	63	272	-	1,209
Uganda	88	108	107	47	136	191	12	6	11	3	5	-	714
Burundi	46	121	81	100	121	104	60	54	76	153	215	7	1,138
Eritrea	73	116	55	26	39	36	12	2	10	1	4	-	374
Rwanda	31	78	26	10	17	15	10	6	15	10	10	-	228
Other	11	26	14	20	16	10	11	1	20	8	88	36	261
Total	6,805	7,586	7,163	1,940	4,611	4,177	1,820	1,696	3,691	3,202	3,761	298	46,750



*RST submissions as at end of June 2025

RESETTLEMENT SUBMISSION BY COUNTRY OF RESETTLEMENT

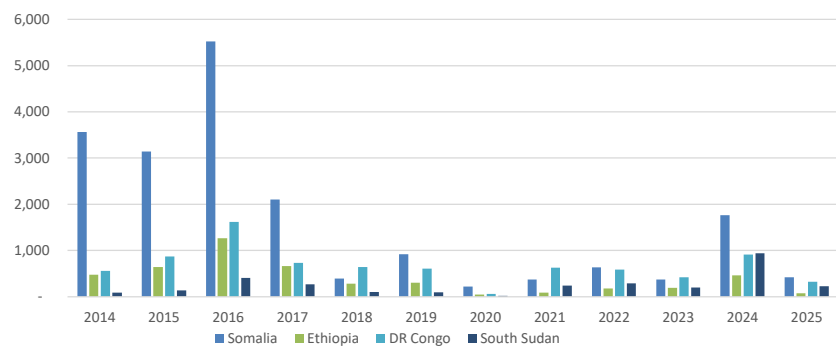
Country of Submission	2014	2015	2016	2017	2018	2019	2020	2021	2022	2023	2024	2025	Total
United States	5,239	6,764	6,105	391	1,775	1,115	90	788	2,763	2,220	1,272	23	28,545
Australia	53	107	310	736	1,438	885	281	16	40	93	486	45	4,490
Canada	705	69	75	158	963	958	451	443	152	175	570	132	4,851
Germany	-	-	-	-	-	217	226	142	476	325	1,205	90	2,681
United Kingdom	363	378	397	180	243	297	251	5	11	22	7	-	2,154
Sweden	397	81	262	353	120	662	38	8	3	5	-	-	1,929
Norway	12	11	5	6	1	11	249	240	197	258	3	8	1,001
Netherlands	16	130	-	-	-	7	138	40	40	103	156	-	630
France	-	-	1	88	46	11	47	10	9	-	49	-	261
Other	20	46	8	28	25	14	49	4	-	1	13	-	208
Total	6,805	7,586	7,163	1,940	4,611	4,177	1,820	1,696	3,691	3,202	3,761	298	46,750



RESETTLEMENT DEPARTURES BY COUNTRY OF ORIGIN

Country of Origin	2014	2015	2016	2017	2018	2019	2020	2021	2022	2023	2024	2025	Total
Somalia	3,562	3,142	5,521	2,102	398	924	220	375	636	369	1,764	421	19,434
Ethiopia	480	645	1,265	663	282	309	45	87	179	196	462	74	4,687
DR Congo	560	874	1,621	730	643	611	64	630	592	426	914	326	7,991
South Sudan	92	136	412	272	100	94	19	245	293	204	940	226	3,033
Sudan	82	46	123	184	9	30	5	35	53	103	170	16	856
Eritrea	57	28	121	62	21	18	4	16	11	6	17	-	361
Burundi	23	30	70	50	81	133	22	54	51	36	133	51	734
Uganda	36	69	70	50	73	63	60	64	23	21	17	1	547
Rwanda	21	28	56	24	28	13	7	9	4	2	33	2	227
Other		3	27	4	6	26	12	2	-	-	8	13	101
Total	4,913	5,001	9,286	4,141	1,641	2,221	458	1,517	1,842	1,363	4,458	1,130	37,971

RESETTLEMENT DEPARTURE TRENDS BY MAJOR COUNTRIES OF ORIGIN

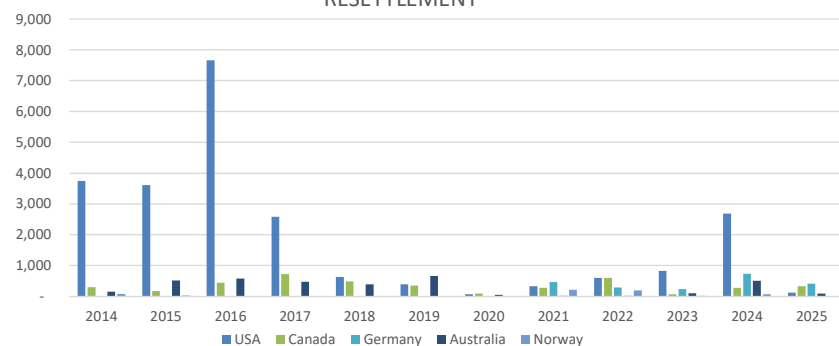


*RST departures as at end of June 2025

RESETTLEMENT DEPARTURES BY COUNTRY OF RESETTLEMENT

Country of Resettlement	2014	2015	2016	2017	2018	2019	2020	2021	2022	2023	2024	2025	Total
USA	3,751	3,610	7,665	2,585	633	392	74	329	607	826	2,689	120	23,281
Canada	302	174	452	725	480	347	93	283	602	72	277	329	4,136
Germany	-	-	-	-	-	-	-	460	295	239	732	414	2,140
Australia	160	514	580	475	398	666	49	14	22	108	509	88	3,583
United Kingdom	279	308	267	248	111	163	19	2	21	37	163	44	1,662
Sweden	229	341	238	83	4	596	201	131	1	8	5	-	1,837
Norway	78	32	3	7	-	2	-	219	191	17	69	4	622
Netherlands	87	2	70	-	-	5	-	30	82	30	2	125	433
France	-	-	-	1	5	25	9	26	21	15	-	-	102
Other	27	20	11	17	10	25	13	23	-	11	12	6	175
Total	4,913	5,001	9,286	4,141	1,641	2,221	458	1,517	1,842	1,363	4,458	1,130	37,971

RESETTLEMENT DEPARTURE TRENDS BY MAJOR COUNTRIES OF RESETTLEMENT



**VOLUNTARY REPATRIATION FROM KENYA
BY COUNTRY OF ORIGIN**

Country of Origin	Year														
	2012	2013	2014	2015	2016	2017	2018	2019	2020	2021	2022	2023	2024	2025	Total
Sudan	-	-	-	-	-	-	-	-	-	-	-	-	-	-	0
Burundi	4	-	-	-	-	-	586	156	60	1,024	1,255	247	1,590	896	5,818
Rwanda	1	-	-	-	-	-	-	-	-	-	-	-	-	-	1
Mozambique	-	-	-	-	-	4	-	-	-	-	-	-	-	-	4
Somalia	4	-	481	5,614	33,792	35,409	7,543	2,142	190	294	439	-	-	-	85,908
Congo, DRC	7	3	-	-	-	-	-	15	-	11	1	-	-	-	37
Ethiopia	-	-	-	-	-	-	1,963	5	79	761	-	-	-	-	2,808
Uganda	1	-	-	-	-	-	-	-	-	3	-	-	-	-	4
Other	-	-	-	-	6	-	1	19	-	-	-	-	-	-	26
Total	17	3	481	5,614	33,798	35,413	10,093	2,337	329	2,093	1,695	247	1,590	896	94,606

