



KENYA

Registered refugees and asylum-seekers

as of 31 May 2025



853,074

REGISTERED REFUGEES AND ASYLUM-SEEKERS

HOST LOCATIONS

DAADAB 432,380

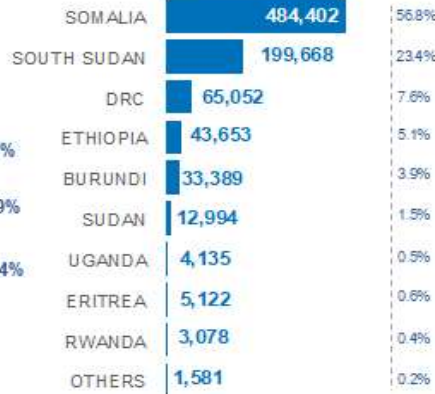
KAKUMA 306,414

URBAN 114,280

87%
Living in camps

13%
Living in urban areas

COUNTRIES OF ORIGIN



DEMOGRAPHICS

age and gender

Male 51% Female 49%

60+ 3%

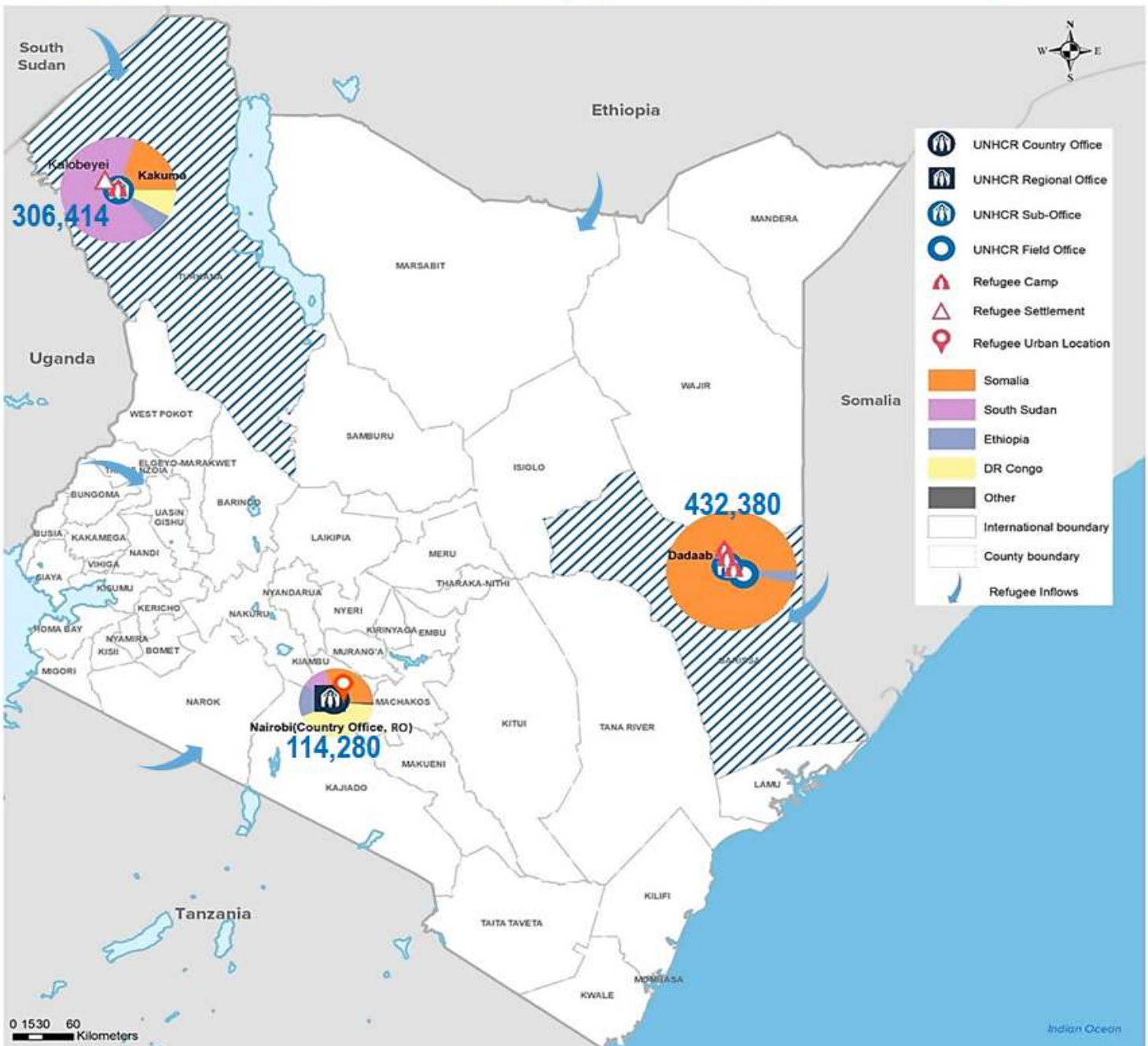
18-59 45%

Women & Children 76%

0-17 52%

LEGAL STATUS

REFUGEES 73%
ASYLUM-SEEKERS 27%



The boundaries and names shown and the designations used on this map do not imply official endorsement or acceptance by the United Nations.

Sources: UNHCR Kenya. Statistics based on UNHCR's Refugee Registration System, proGres Author: UNHCR Kenya - DIMA Unit, Nairobi Feedback: kensodm@unhcr.org



Statistical Summary

as of
May 2025

Refugees and Asylum Seekers in Kenya

	Total Refugee & Asylum Seeker Population	Dadaab Camp	Kakuma Camp	Kalobeyei Settlement	Urban (Eldoret)	Urban (Nbi, Msa & Nak)	
A. Refugees and Asylum Seekers	853,074	432,380	224,335	79,685	2,394	114,280	- Page 2
Undocumented Population							
B. Registration	28,295	13,602	9,590			5,103	- Page 6
C. Refugee Status Determination							- Page 7
1. Applied	16,795	10,130	2,018			4,647	
2. Recognized	6,503	3,103	2,087			1,313	
3. Rejected	0	0	0			0	
4. Pending	229,480	145,336	39,251			44,893	
D. 2025 Resettlement Submissions	221						- Page 8
E. 2025 Resettlement Departures	941						- Page 9
F. 2025 Voluntary Repatriation	444						- Page 10

SUMMARY

The refugee and asylum-seeker population in Kenya stood at 853,074 persons as of 31 May 2025, which comprises 623,594 (73%) refugees and 229,480 (27%) asylum-seekers. Compared with April 2025, there is an increase of 3,449 individuals in the total population, from 849,625 to 853,074 mainly because of the resumption of registration in Dadaab and new arrivals from South Sudan, Burundi, Eritrea the Democratic Republic of the Congo, Somalia, and Ethiopia. As of 31 May 2025, Dadaab population stood at 432,380 individuals. Under Kakuma the registered population stood at 306,414 with 224,335 in Kakuma Camp 79,685 in Kalobeyei settlement and 2,394 in Eldoret. Under Nairobi, the registered population stood at 114,280 covering Nairobi, Mombasa and Nakuru town areas.

The PRIMES integrated Biometrics Identity Management System (BIMS) was actively used throughout the reporting period to secure individual identities of the population, thus ensuring continuity of identity over time and in different locations across the world, reducing avenues for identity fraud and other misrepresentations. Population Registration and Identity Management Eco-System (PRIMES) is a platform for all UNHCR registration and identity management tools and applications.

Additionally, the Global Distribution Tool (GDT) was used to extract verification and assistance distribution lists from PRIMES and to authenticate the identity of beneficiaries for assistance provided by UNHCR and partners. The Self-Service Kiosk (KASI) was used by refugees to make various appointments, including complaints, documentation, and data correction/updates, with UNHCR (Protection), and Department of Refugee Services. KASI2 continued to be utilised by refugees who are residing in urban areas to access services provided by UNHCR and the Department of Refugee Services (DRS).

1. Population decreases

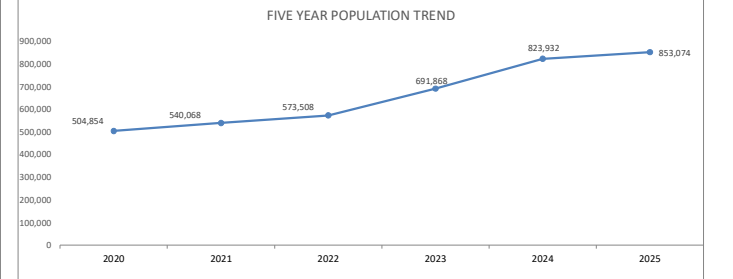
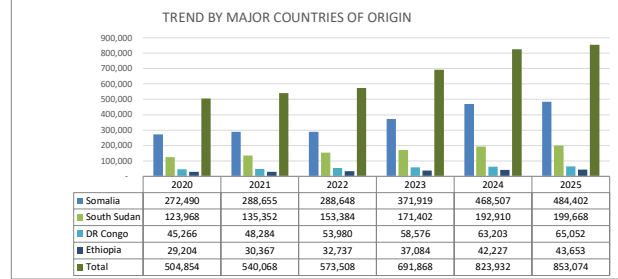
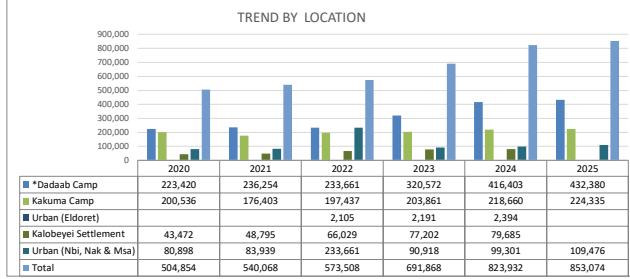
- Voluntary Repatriation:** As of end of May 2025, 444 persons were assisted to return to their places of origin voluntarily.
- Resettlement:** A total of 175 refugees departed to various resettlement countries for the month of April 2025. In total 941 Individuals departed to various resettlement countries as of April 2025.
- Other Decreases:** Closure/Inactivation of 647 individuals was undertaken during the continuous registration activities within the month of May 2025. These include spontaneous departures, reported deaths, erroneous data entries and others.

2. Population increases

- Registration:** Total number of persons registered by DRS during the month of May 2025 stands at 3,634 (Camps 2,384 and Urban 1,250) as follows; -
 - In-Situ: 318
 - New arrival: 1,957
 - New birth registration: 1,359
- Other Increases:** A total of 387 Individuals were re-activated after re-establishing contact with the Department of Refugee Services during continuous registration activities within the month of May 2025.

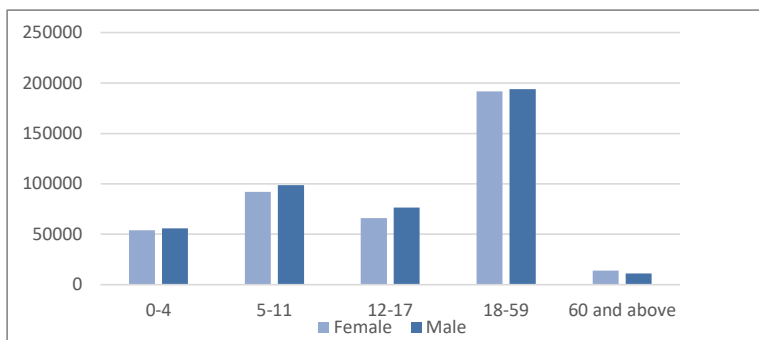
REFUGEES AND ASYLUM SEEKERS IN KENYA BY COUNTRY OF ORIGIN AND LOCATION

Country of Origin	2020				2021				2022				2023				2024				2025											
	Dadaab Camp	Kakuma Camp	Nairobi	Total	Dadaab Camp	Kakuma Camp	Kalobeyei Settlement	Urban (Nbi, Nak & Msa)	Total	Dadaab Camp	Kakuma Camp	Kalobeyei Settlement	Urban (Nbi, Nak & Msa)	Total	Dadaab Camp	Kakuma Camp	Kalobeyei Settlement	Urban (Eldoret)	Urban (Nbi, Nak & Msa)	Total	Dadaab Camp	Kakuma Camp	Kalobeyei Settlement	Urban (Eldoret)	Urban (Nbi, Nak & Msa)	Total						
Total	223,420	200,536	80,898	504,854	236,254	176,403	43,472	83,939	540,068	233,661	197,437	48,795	90,918	573,508	320,572	203,861	66,029	2,105	99,301	691,868	416,403	218,660	77,202	2,191	109,476	823,932	432,380	224,335	79,685	2,394	114,280	853,074
Somalia	215,060	35,847	21,583	272,490	228,254	37,471	117	22,813	288,655	225,916	38,896	127	23,649	288,646	309,843	37,462	148	59	24,407	371,919	403,153	39,409	146	60	25,739	468,607	418,530	39,702	148	60	25,962	484,402
South Sudan	625	114,885	8,458	123,968	641	93,284	32,954	8,473	135,352	596	104,543	37,203	8,557	153,384	1,289	112,970	46,707	1,866	8,570	171,402	2,226	124,488	55,531	1,996	8,669	192,910	2,521	128,473	57,659	2,168	8,847	199,668
DR Congo	78	14,477	30,711	45,266	98	15,433	1,605	31,148	48,284	123	18,156	1,944	33,752	53,980	192	18,518	3,778	7	36,081	58,576	258	19,646	4,792	10	38,497	63,203	287	20,047	5,058	33	39,627	65,052
Ethiopia	7,480	10,622	11,102	29,204	7,088	6,120	5,109	12,050	30,367	6,860	6,650	5,359	13,783	32,737	9,030	6,392	5,224	98	16,340	37,084	10,379	7,004	5,325	58	19,461	42,227	10,702	7,083	5,373	57	20,438	43,653
Burundi	64	12,228	4,228	16,520	65	12,120	2,729	4,239	19,153	58	16,153	3,104	5,268	24,691	61	15,936	8,415	9	6,778	31,199	93	14,774	9,062	10	8,441	32,380	114	14,959	9,008	10	9,298	33,389
Sudan	24	9,906	179	10,109	15	9,417	355	192	9,979	16	9,824	373	200	10,439	50	9,597	475	35	421	10,578	84	10,407	797	32	849	12,169	85	11,079	845	43	942	12,994
Uganda	72	1,679	875	2,626	75	1,666	486	859	3,086	75	2,132	585	955	3,759	75	1,784	824	8	1,098	3,789	89	1,704	952	8	1,282	4,035	91	1,754	981	8	1,301	4,135
Eritrea	4	41	1,851	1,896	4	47	1	2,149	2,201	4	72	1	2,511	2,595	5	161	1	18	3,074	3,259	76	200	1	14	3,632	3,923	6	200	1	13	4,902	5,122
Rwanda	8	698	1,165	1,871	9	748	66	1,166	1,989	10	931	79	1,283	2,304	15	967	434	1	1,425	2,842	29	944	484	2	1,565	3,024	28	958	487	2	1,603	3,078
Other	5	153	746	904	5	97	50	850	1,002	3	80	20	960	1,067	12	74	23	4	1,107	1,220	16	84	112	1	1,341	1,554	16	80	125	1	1,360	1,581

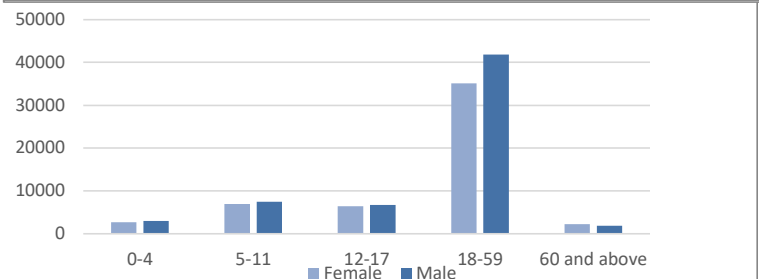


REFUGEES AND ASYLUM SEEKERS IN KENYA : DEMOGRAPHIC BREAKDOWN

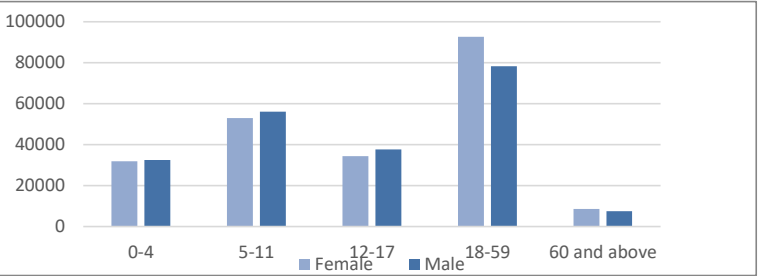
Total Kenya	Age Group	Sex				Total	
		Female		Male			
		#	%	#	%	#	%
	0-4	53,940	6.3%	55,879	6.6%	109,819	12.9%
	5-11	91,829	10.8%	98,650	11.6%	190,479	22.3%
	12-17	65,934	7.7%	76,588	9.0%	142,522	16.7%
	18-59	191,475	22.4%	194,003	22.7%	385,478	45.2%
	60 and above	13,837	1.6%	10,939	1.3%	24,776	2.9%
	Youth Group (18-35)	127,554	15.0%	146,256	17.1%	273,810	32.1%
	Total	417,015	48.9%	436,059	51.1%	853,074	



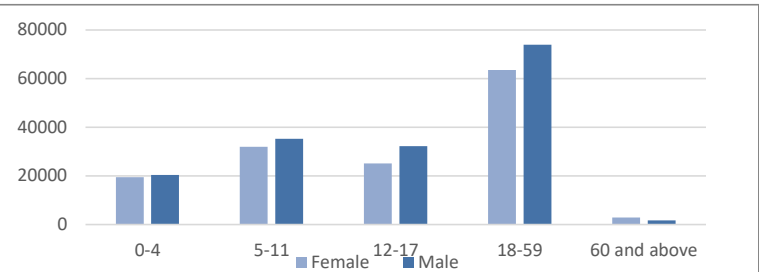
Urban (Nbi, Nak & Msa)	Age Group	Sex				Total	
		Female		Male			
		#	%	#	%	#	%
	0-4	2,760	2.4%	2,960	2.6%	5,720	5.0%
	5-11	6,938	6.1%	7,425	6.5%	14,363	12.6%
	12-17	6,494	5.7%	6,718	5.9%	13,212	11.6%
	18-59	35,117	30.7%	41,773	36.6%	76,890	67.3%
	60 and above	2,220	1.9%	1,875	1.6%	4,095	3.6%
	Youth Group (18-35)	24,030	21.03%	28,898	25.29%	52,928	46.3%
	Total	53,529	46.8%	60,751	53.2%	114,280	



Dadaab Camp	Age Group	Sex				Total	
		Female		Male			
		#	%	#	%	#	%
	0-4	31,747	7.3%	32,537	7.5%	64,284	14.9%
	5-11	52,934	12.2%	55,996	13.0%	108,930	25.2%
	12-17	34,298	7.9%	37,705	8.7%	72,003	16.7%
	18-59	92,738	21.4%	78,329	18.1%	171,067	39.6%
	60 and above	8,634	2.0%	7,462	1.7%	16,096	3.7%
	Youth Group (18-35)	59,549	13.8%	56,331	13.0%	115,880	26.8%
	Total	220,351	51.0%	212,029	49.0%	432,380	



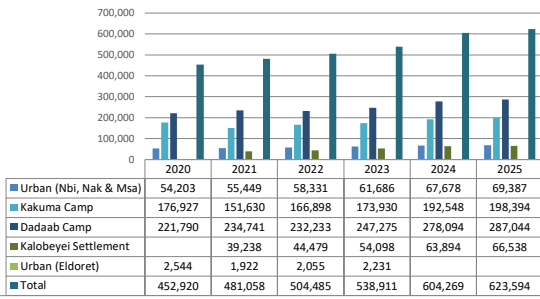
Kakuma Camp	Age Group	Sex				Total	
		Female		Male			
		#	%	#	%	#	%
	0-4	19,433	6.3%	20,382	6.7%	39,815	13.0%
	5-11	31,957	10.4%	35,229	11.5%	67,186	21.9%
	12-17	25,142	8.2%	32,165	10.5%	57,307	18.7%
	18-59	63,620	20.8%	73,901	24.1%	137,521	44.9%
	60 and above	2,983	1.0%	1,602	0.5%	4,585	1.5%
	Youth Group (18-35)	43,975	14.4%	61,027	19.9%	105,002	34.3%
	Total	143,135	46.7%	163,279	53.3%	306,414	



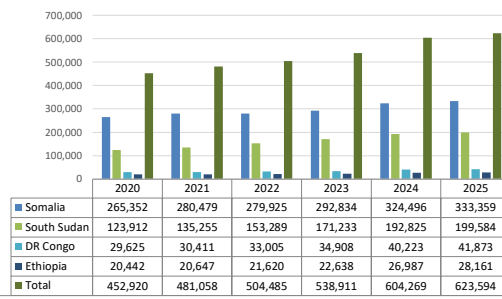
REFUGEES IN KENYA BY COUNTRY OF ORIGIN AND LOCATION

Country of Origin	2020				2021				2022				2023				2024				2025											
	Dadaab Camp	Kakuma Camp	Nairobi	Total	Dadaab Camp	Kakuma Camp	Urban (Nbi, Nak & Msa)	Total	Dadaab Camp	Kakuma Camp	Kalobeyei Settlement	Urban (Eldoret)	Urban (Nbi, Nak & Msa)	Total	Dadaab Camp	Kakuma Camp	Kalobeyei Settlement	Urban (Eldoret)	Urban (Nbi, Nak & Msa)	Total	Dadaab Camp	Kakuma Camp	Kalobeyei Settlement	Urban (Eldoret)	Urban (Nbi, Nak & Msa)	Total						
Total	221,790	176,927	54,203	452,920	234,741	151,630	55,449	481,058	232,233	166,898	44,479	2,544	58,331	504,485	247,275	173,930	54,098	1,922	61,686	538,911	278,094	192,548	63,894	2,055	67,678	604,269	287,044	198,394	66,538	2,231	69,387	623,594
Somalia	214,710	34,896	15,746	265,352	227,878	36,158	16,352	280,479	225,565	37,271	103	58	16,928	279,925	239,263	35,820	111	57	17,583	292,834	267,944	37,402	115	58	18,977	324,496	276,355	37,630	117	58	19,199	333,359
South Sudan	625	114,875	8,412	123,912	640	93,239	8,425	135,255	594	104,503	37,198	2,485	8,509	153,289	1,289	112,898	46,665	1,865	8,516	171,233	2,226	124,471	55,523	1,996	8,609	192,825	2,521	128,457	57,653	2,168	8,785	199,584
DR Congo	70	9,729	19,826	29,625	83	8,987	20,208	30,411	105	9,696	1,398	0	21,806	33,005	131	9,911	1,453	0	23,413	34,908	211	13,139	1,995	0	24,878	40,223	224	14,031	2,332	-	25,286	41,873
Ethiopia	6,290	7,650	6,532	20,442	6,016	3,866	6,780	20,647	5,849	4,219	4,377	0	7,175	21,620	6,440	3,985	4,276	0	7,937	22,638	7,466	4,516	4,451	0	10,554	26,987	7,684	4,693	4,538	-	11,246	28,161
Burundi	35	5,269	1,455	6,759	39	4,768	1,445	7,203	32	5,320	1,233	0	1,574	8,199	30	5,536	1,401	0	1,714	8,681	73	6,199	1,560	0	1,773	9,605	84	6,448	1,604	-	1,813	9,949
Sudan	20	3,848	130	3,998	11	3,981	135	4,213	13	5,252	136	1	138	5,540	41	5,140	149	0	148	5,478	81	6,167	199	1	204	6,652	82	6,429	235	5	215	6,966
Uganda	65	382	390	837	69	361	343	794	69	366	29	0	337	801	69	365	33	0	348	815	73	387	32	0	343	835	75	414	32	-	342	863
Eritrea	2	26	860	888	2	14	886	902	2	19	0	0	921	942	3	16	0	0	1,013	1,032	2	20	0	0	1,216	1,238	2	23	-	-	1,357	1,382
Rwanda	0	194	550	744	0	211	554	766	1	235	1	0	574	811	6	242	1	0	596	845	15	231	10	0	620	876	14	253	10	-	634	911
Other	3	58	302	363	3	45	321	388	3	17	4	0	369	393	3	17	9	0	418	447	3	16	9	0	504	532	3	16	17	-	510	546

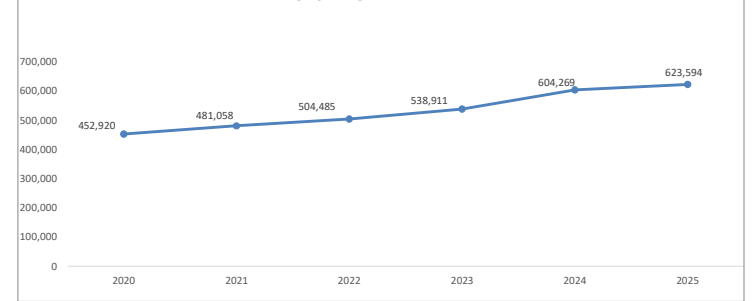
TREND BY LOCATION



TREND BY MAJOR COUNTRIES OF ORIGIN



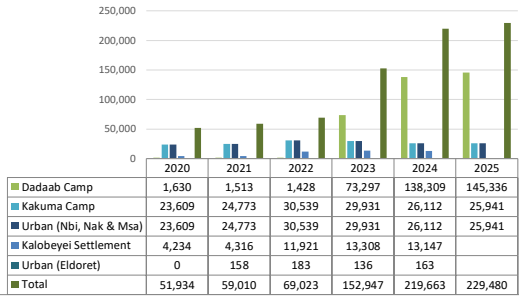
FIVE YEAR POPULATION TREND



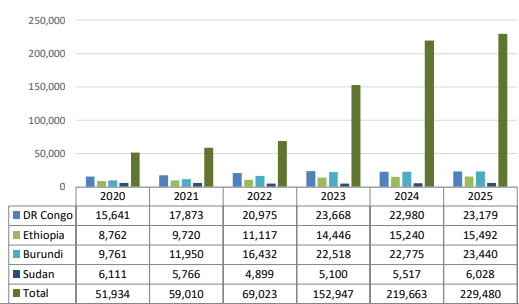
ASYLUM SEEKERS STATISTICS BY COUNTRY OF ORIGIN AND LOCATION

Country of Origin	2020				2021				2022				2023				2024				2025											
	Dadaab Camp	Kakuma Camp	Nairobi	Total	Dadaab Camp	Kakuma Camp	Urban (Nbi, Nak & Msa)	Total	Dadaab Camp	Kakuma Camp	Kalobeyei Settlement	Urban (Eldoret)	Urban (Nbi, Nak & Msa)	Total	Dadaab Camp	Kakuma Camp	Kalobeyei Settlement	Urban (Eldoret)	Urban (Nbi, Nak & Msa)	Total	Dadaab Camp	Kakuma Camp	Kalobeyei Settlement	Urban (Eldoret)	Urban (Nbi, Nak & Msa)	Total						
Total	1,630	23,609	26,696	51,934	1,513	24,773	28,490	59,010	1,428	30,539	4,316	158	32,587	69,023	73,297	29,931	11,921	183	37,615	152,947	138,309	26,112	13,308	136	41,798	219,663	145,336	25,941	13,147	163	44,893	229,480
DR Congo	8	4,748	10,885	15,641	15	6,446	10,940	17,873	18	8,460	546	5	11,946	20,975	61	8,607	2,325	7	12,668	23,668	47	6,507	2,797	10	13,619	22,980	63	6,016	2,726	33	14,341	23,179
Ethiopia	1,220	2,972	4,570	8,762	1,072	2,254	5,270	9,720	1,011	2,431	982	85	6,608	11,117	2,590	2,407	948	98	8,403	14,446	2,913	2,488	874	58	8,907	15,240	3,018	2,900	835	57	9,192	15,492
Burundi	29	6,959	2,773	9,761	26	7,352	2,794	11,950	26	10,833	1,871	8	3,694	16,432	31	10,400	7,014	9	5,064	22,518	20	8,575	7,502	10	6,668	22,775	30	8,511	7,404	10	7,485	23,440
Sudan	4	6,058	49	6,111	4	5,436	57	5,766	3	4,572	237	25	62	4,899	9	4,457	326	35	273	5,100	3	4,240	598	31	645	5,517	3	4,650	610	38	727	6,028
Somalia	350	951	5,837	7,138	376	1,313	6,461	8,176	351	1,625	24	2	6,721	8,723	70,580	1,642	37	2	6,824	79,085	135,209	2,007	31	2	6,762	144,011	142,175	2,072	31	2	6,763	151,043
Uganda	7	1,297	465	1,789	6	1,305	516	2,292	6	1,766	556	12	618	2,968	6	1,419	791	8	750	2,974	16	1,317	920	8	939	3,200	16	1,340	949	8	959	3,272
Eritrea	2	15	991	1,008	2	33	1,263	1,299	2	53	1	11	1,590	1,657	2	145	1	18	2,061	2,227	74	180	1	14	2,416	2,685	4	177	1	13	3,545	3,740
Rwanda	8	504	615	1,127	9	537	612	1,223	9	696	78	1	709	1,493	9	725	433	1	829	1,997	14	713	474	2	945	2,148	14	705	477	2	969	2,167
Other	2	95	444	541	2	52	529	614	-	63	16	4	591	674	9	57	14	4	689	773	13	68	103	1	837	1,022	13	64	108	-	850	1,035
South Sudan	-	10	46	56	1	45	48	97	2	40	5	-	48	95	-	72	32	1	54	159	-	17	8	-	60	85	-	16	6	-	62	84

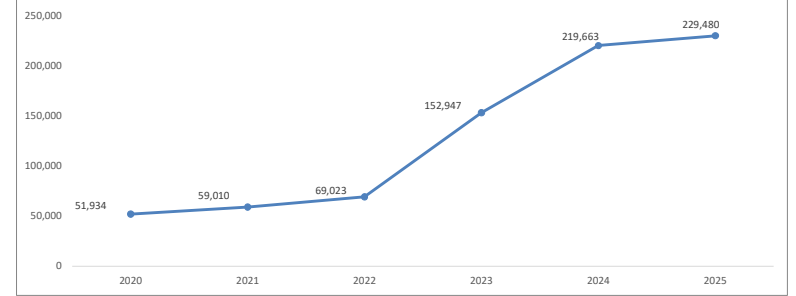
TREND BY LOCATION



TREND BY MAJOR COUNTRIES OF ORIGIN



FIVE YEAR POPULATION TREND



KENYA REGISTRATION TREND BY LOCATION AND COUNTRY OF ORIGIN

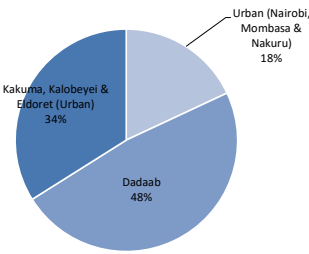
Month	Total	AFG	ANG	BDI	BKF	CAR	COB	COD	CMR	ERT	ETH	ICO	LBR	NIG	RSA	RWA	SLE	SOM	SSD	SUD	SYR	TAN	TIB	TUR	UGA	YEM	ZIM	OTHER	
Jan	5,232	22	-	336	-	-	1	436	-	90	337	-	-	-	-	12	-	2,341	1,448	173	-	-	-	5	31	-	-	-	
Feb	6,894	-	-	258	-	-	-	325	-	133	343	-	-	-	-	11	-	3,729	1,777	272	-	-	-	-	44	1	-	-	
Mar	6,197	-	-	309	-	-	-	449	-	227	267	-	-	-	-	11	-	3,699	1,076	141	-	1	-	4	13	-	-	-	
Apr	6,338	-	-	402	-	-	1	540	-	386	269	-	-	-	-	7	-	2,801	1,732	170	4	-	-	-	25	1	-	-	
May	3,634	1	-	384	-	-	-	482	-	443	211	-	-	-	-	14	-	1,091	887	94	-	-	-	-	26	1	-	-	
Jun	0	-	-	-	-	-	-	-	-	-	-	-	-	-	-	-	-	-	-	-	-	-	-	-	-	-	-	-	-
Jul	0	-	-	-	-	-	-	-	-	-	-	-	-	-	-	-	-	-	-	-	-	-	-	-	-	-	-	-	-
Aug	0	-	-	-	-	-	-	-	-	-	-	-	-	-	-	-	-	-	-	-	-	-	-	-	-	-	-	-	-
Sep	0	-	-	-	-	-	-	-	-	-	-	-	-	-	-	-	-	-	-	-	-	-	-	-	-	-	-	-	-
Oct	0	-	-	-	-	-	-	-	-	-	-	-	-	-	-	-	-	-	-	-	-	-	-	-	-	-	-	-	-
Nov	0	-	-	-	-	-	-	-	-	-	-	-	-	-	-	-	-	-	-	-	-	-	-	-	-	-	-	-	-
Dec	0	-	-	-	-	-	-	-	-	-	-	-	-	-	-	-	-	-	-	-	-	-	-	-	-	-	-	-	-
Total	28,295	23	0	1,689	0	0	2	2,232	0	1,279	1,427	0	0	0	0	55	0	13,661	6,920	850	4	1	0	9	139	3	0	1	

Month	Total	AFG	ANG	BDI	BKF	CAR	COB	COD	CMR	ERT	ETH	IND	LBR	NIG	RSA	RWA	SLE	SOM	SSD	SUD	SYR	TAN	TIB	TUR	UGA	YEM	ZIM	OTHER	
Jan	834	14	-	161	-	-	1	217	-	90	253	-	-	-	-	8	-	17	46	12	-	-	-	5	10	-	-	-	
Feb	757	-	-	128	-	-	-	195	-	133	218	-	-	-	-	7	-	31	22	4	-	-	-	-	17	1	-	-	1
Mar	1,065	-	-	200	-	-	-	324	-	227	204	-	-	-	-	8	-	13	33	41	-	1	-	4	10	-	-	-	-
Apr	1,197	-	-	215	-	-	1	309	-	386	176	-	-	-	-	4	-	14	68	5	4	-	-	-	14	1	-	-	-
May	1,250	1	-	242	-	-	-	295	-	443	151	-	-	-	-	14	-	15	41	37	-	-	-	-	10	1	-	-	-
Jun	0	-	-	-	-	-	-	-	-	-	-	-	-	-	-	-	-	-	-	-	-	-	-	-	-	-	-	-	-
Jul	0	-	-	-	-	-	-	-	-	-	-	-	-	-	-	-	-	-	-	-	-	-	-	-	-	-	-	-	-
Aug	0	-	-	-	-	-	-	-	-	-	-	-	-	-	-	-	-	-	-	-	-	-	-	-	-	-	-	-	-
Sep	0	-	-	-	-	-	-	-	-	-	-	-	-	-	-	-	-	-	-	-	-	-	-	-	-	-	-	-	-
Oct	0	-	-	-	-	-	-	-	-	-	-	-	-	-	-	-	-	-	-	-	-	-	-	-	-	-	-	-	-
Nov	0	-	-	-	-	-	-	-	-	-	-	-	-	-	-	-	-	-	-	-	-	-	-	-	-	-	-	-	-
Dec	0	-	-	-	-	-	-	-	-	-	-	-	-	-	-	-	-	-	-	-	-	-	-	-	-	-	-	-	-
Total	5,103	15	0	946	0	0	2	1,340	0	1,279	1,002	0	0	0	0	41	0	90	210	99	4	1	0	9	61	3	0	1	

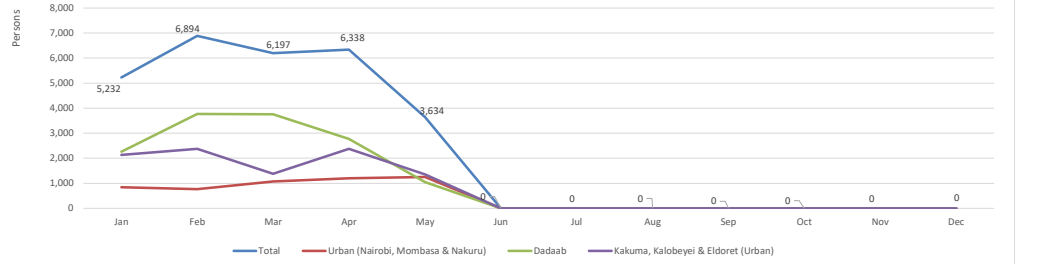
Month	Total	AFG	ANG	BDI	BKF	CAR	COB	COD	CMR	ERT	ETH	ICO	LBR	NIG	RSA	RWA	SLE	SOM	SSD	SUD	SYR	TAN	TIB	TUR	UGA	YEM	ZIM	Other
Jan	2,263	-	-	-	-	-	-	-	-	-	32	-	-	-	-	-	-	2,227	4	-	-	-	-	-	-	-	-	-
Feb	3,769	-	-	1	-	-	-	13	-	-	61	-	-	-	-	-	-	3,616	77	1	-	-	-	-	-	-	-	
Mar	3,759	-	-	3	-	-	-	5	-	-	43	-	-	-	-	-	-	3,606	102	-	-	-	-	-	-	-	-	
Apr	2,773	-	-	3	-	-	-	3	-	-	33	-	-	-	-	-	-	2,689	45	-	-	-	-	-	-	-	-	
May	1,038	-	-	-	-	-	-	-	-	-	35	-	-	-	-	-	-	999	2	-	-	-	-	-	2	-	-	
Jun	0	-	-	-	-	-	-	-	-	-	-	-	-	-	-	-	-	-	-	-	-	-	-	-	-	-	-	
Jul	0	-	-	-	-	-	-	-	-	-	-	-	-	-	-	-	-	-	-	-	-	-	-	-	-	-	-	
Aug	0	-	-	-	-	-	-	-	-	-	-	-	-	-	-	-	-	-	-	-	-	-	-	-	-	-	-	
Sep	0	-	-	-	-	-	-	-	-	-	-	-	-	-	-	-	-	-	-	-	-	-	-	-	-	-	-	
Oct	0	-	-	-	-	-	-	-	-	-	-	-	-	-	-	-	-	-	-	-	-	-	-	-	-	-	-	
Nov	0	-	-	-	-	-	-	-	-	-	-	-	-	-	-	-	-	-	-	-	-	-	-	-	-	-	-	
Dec	0	-	-	-	-	-	-	-	-	-	-	-	-	-	-	-	-	-	-	-	-	-	-	-	-	-	-	
Total	13,602	0	0	7	0	0	0	21	0	0	204	0	0	0	0	0	0	13,137	230	1	0	0	0	0	2	0	0	0

Month	Total	AFG	ANG	BDI	BKF	CAR	COB	COD	CMR	ERT	ETH	ICO	LBR	NIG	RSA	RWA	SLE	SOM	SSD	SUD	SYR	TAN	TIB	TUR	UGA	YEM	ZIM	Other
Jan	2,135	8	-	175	-	-	-	219	-	-	52	-	-	-	-	4	-	97	1,398	161	-	-	-	-	21	-	-	-
Feb	2,368	-	-	129	-	-	-	117	-	-	64	-	-	-	-	4	-	82	1,678	267	-	-	-	-	27	-	-	-
Mar	1,373	-	-	106	-	-	-	120	-	-	20	-	-	-	-	3	-	80	941	100	-	-	-	-	3	-	-	-
Apr	2,368	-	-	184	-	-	-	228	-	-	60	-	-	-	-	3	-	98	1,619	165	-	-	-	-	11	-	-	-
May	1,346	-	-	142	-	-	-	187	-	-	25	-	-	-	-	-	-	77	844	57	-	-	-	-	14	-	-	-
Jun	0	-	-	-	-	-	-	-	-	-	-	-	-	-	-	-	-	-	-	-	-	-	-	-	-	-	-	
Jul	0	-	-	-	-	-	-	-	-	-	-	-	-	-	-	-	-	-	-	-	-	-	-	-	-	-	-	
Aug	0	-	-	-	-	-	-	-	-	-	-	-	-	-	-	-	-	-	-	-	-	-	-	-	-	-	-	
Sep	0	-	-	-	-	-	-	-	-	-	-	-	-	-	-	-	-	-	-	-	-	-	-	-	-	-	-	
Oct	0	-	-	-	-	-	-	-	-	-	-	-	-	-	-	-	-	-	-	-	-	-	-	-	-	-	-	
Nov	0	-	-	-	-	-	-	-	-	-	-	-	-	-	-	-	-	-	-	-	-	-	-	-	-	-	-	
Dec	0	-	-	-	-	-	-	-	-	-	-	-	-	-	-	-	-	-	-	-	-	-	-	-	-	-	-	
Total	9,590	8	0	736	0	0	0	871	0	0	221	0	0	0	0	14	0	434	6,480	750	0	0	0	0	76	0	0	0

Registration Distribution by Location

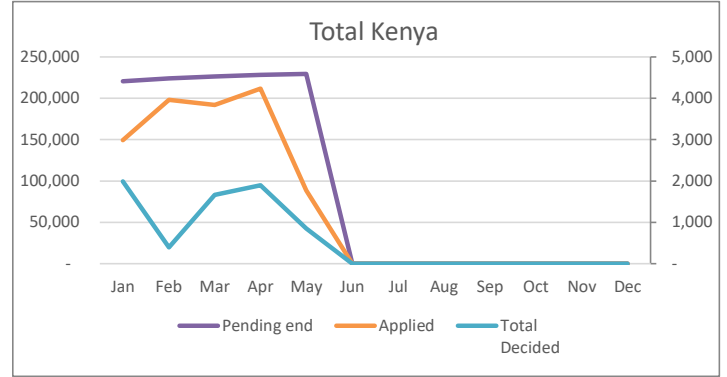


Monthly Registration Trend 2025

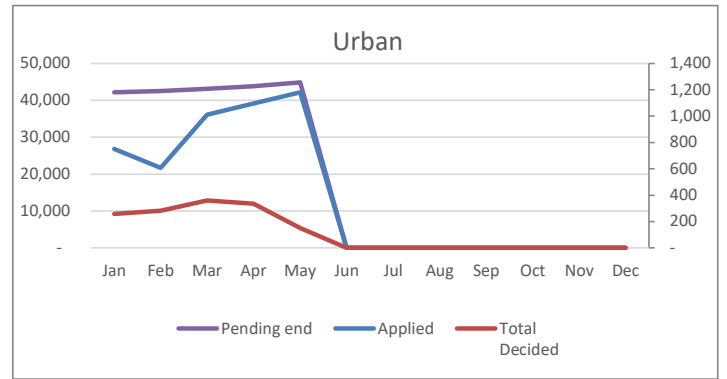


Individual Asylum Applications and Refugee Status Determination Trend

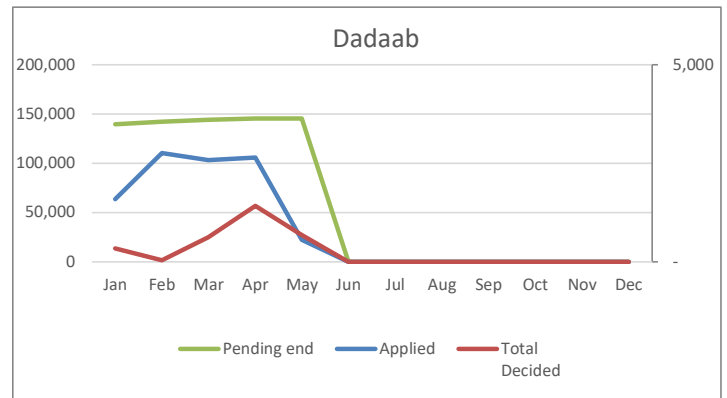
Total	Month	Pending begin	Applied	Recognized	Rejected	Oth. Closed	Total Decided	Pending end
	Jan	219,663	2,991	1,934	-	55	1,989	220,543
	Feb	220,543	3,964	369	-	29	398	224,109
	Mar	224,109	3,836	1,586	-	81	1,667	226,278
	Apr	226,278	4,234	1,784	-	117	1,901	228,562
	May	228,562	1,770	830	-	28	858	229,480
	Jun	-	-	-	-	-	-	-
	Jul	-	-	-	-	-	-	-
	Aug	-	-	-	-	-	-	-
	Sep	-	-	-	-	-	-	-
	Oct	-	-	-	-	-	-	-
	Nov	-	-	-	-	-	-	-
	Dec	-	-	-	-	-	-	-
Total		16,795	6,503	-	310	6,813		



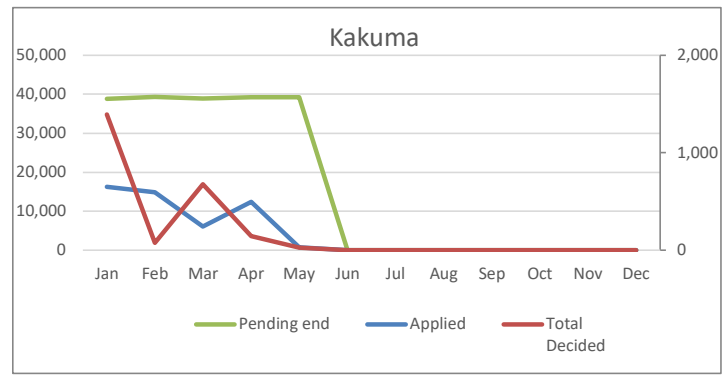
Urban	Month	Pending begin	Applied	Recognized	Rejected	Oth. Closed	Total Decided	Pending end
	Jan	41,798	750	255	-	2	257	42,169
	Feb	42,169	607	280	-	3	283	42,493
	Mar	42,493	1,011	292	-	69	361	43,143
	Apr	43,143	1,097	335	-	-	335	43,856
	May	43,856	1,182	151	-	-	151	44,893
	Jun	-	-	-	-	-	-	-
	Jul	-	-	-	-	-	-	-
	Aug	-	-	-	-	-	-	-
	Sep	-	-	-	-	-	-	-
	Oct	-	-	-	-	-	-	-
	Nov	-	-	-	-	-	-	-
	Dec	-	-	-	-	-	-	-
Total		4,647	1,313	-	74	1,387		



Dadaab	Month	Pending begin	Applied	Recognized	Rejected	Oth. Closed	Total Decided	Pending end
	Jan	138,309	1,591	340	-	-	340	139,560
	Feb	139,560	2,762	36	-	-	36	142,286
	Mar	142,286	2,580	628	-	-	628	144,238
	Apr	144,238	2,641	1,420	-	-	1,420	145,459
	May	145,459	556	679	-	-	679	145,336
	Jun	-	-	-	-	-	-	0
	Jul	-	-	-	-	-	-	0
	Aug	-	-	-	-	-	-	0
	Sep	-	-	-	-	-	-	0
	Oct	-	-	-	-	-	-	0
	Nov	-	-	-	-	-	-	0
	Dec	-	-	-	-	-	-	0
Total		10,130	3,103	-	-	3,103		

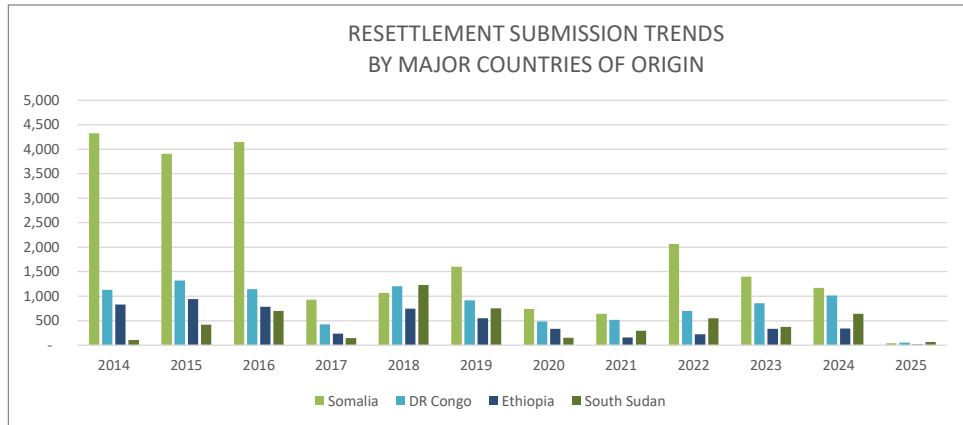


Kakuma, Kalobeyei & Eldoret	Month	Pending begin	Applied	Recognized	Rejected	Oth. Closed	Total Decided	Pending end
	Jan	39,556	650	1,339	0	53	1,392	38,814
	Feb	38,814	595	53	0	26	79	39,330
	Mar	39,330	245	666	0	12	678	38,897
	Apr	38,897	496	29	0	117	146	39,247
	May	39,247	32	0	0	28	28	39,251
	Jun	0	0	0	0	0	0	0
	Jul	0	0	0	0	0	0	0
	Aug	0	0	0	0	0	0	0
	Sep	0	0	0	0	0	0	0
	Oct	0	0	0	0	0	0	0
	Nov	0	0	0	0	0	0	0
	Dec	0	0	0	0	0	0	0
Total		2,018	2,087	-	236	2,323		



RESETTLEMENT SUBMISSION BY COUNTRY OF ORIGIN

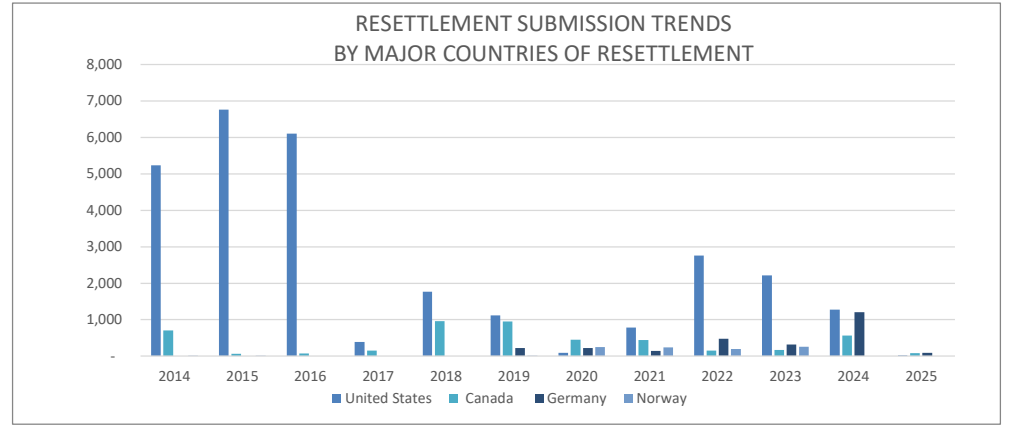
Country of Origin	2014	2015	2016	2017	2018	2019	2020	2021	2022	2023	2024	2025	Total
Somalia	4,325	3,909	4,147	929	1,068	1,600	740	643	2,068	1,398	1,173	44	22,044
DR Congo	1,132	1,326	1,143	424	1,203	916	484	519	700	859	1,015	58	9,779
Ethiopia	830	941	785	237	748	549	337	159	225	332	341	13	5,497
South Sudan	111	420	701	143	1,229	753	152	296	548	375	638	67	5,433
Sudan	158	541	104	4	34	3	2	10	18	63	272	-	1,209
Uganda	88	108	107	47	136	191	12	6	11	3	5	-	714
Burundi	46	121	81	100	121	104	60	54	76	153	215	7	1,138
Eritrea	73	116	55	26	39	36	12	2	10	1	4	-	374
Rwanda	31	78	26	10	17	15	10	6	15	10	10	-	228
Other	11	26	14	20	16	10	11	1	20	8	88	32	257
Total	6,805	7,586	7,163	1,940	4,611	4,177	1,820	1,696	3,691	3,202	3,761	221	46,673



*RST submissions as at end of April 2025

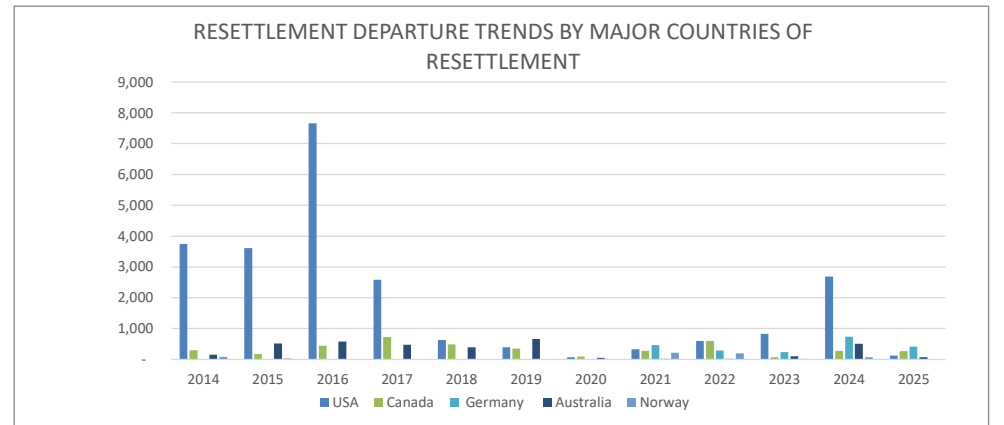
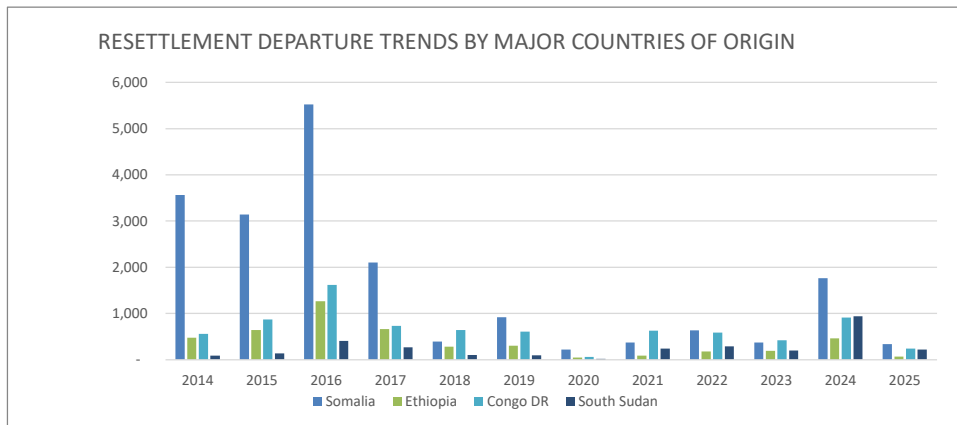
RESETTLEMENT SUBMISSION BY COUNTRY OF RESETTLEMENT

Country of Submission	2014	2015	2016	2017	2018	2019	2020	2021	2022	2023	2024	2025	Total
United States	5,239	6,764	6,105	391	1,775	1,115	90	788	2,763	2,220	1,272	23	28,545
Australia	53	107	310	736	1,438	885	281	16	40	93	486	12	4,457
Canada	705	69	75	158	963	958	451	443	152	175	570	88	4,807
Germany	-	-	-	-	-	217	226	142	476	325	1,205	90	2,681
United Kingdom	363	378	397	180	243	297	251	5	11	22	7	-	2,154
Sweden	397	81	262	353	120	662	38	8	3	5	-	-	1,929
Norway	12	11	5	6	1	11	249	240	197	258	3	8	1,001
Netherlands	16	130	-	-	-	7	138	40	40	103	156	-	630
France	-	-	1	88	46	11	47	10	9	-	49	-	261
Other	20	46	8	28	25	14	49	4	-	1	13	-	208
Total	6,805	7,586	7,163	1,940	4,611	4,177	1,820	1,696	3,691	3,202	3,761	221	46,673



RESETTLEMENT DEPARTURES BY COUNTRY OF ORIGIN													
Country of Origin	2014	2015	2016	2017	2018	2019	2020	2021	2022	2023	2024	2025	Total
Somalia	3,562	3,142	5,521	2,102	398	924	220	375	636	369	1,764	337	19,350
Ethiopia	480	645	1,265	663	282	309	45	87	179	196	462	70	4,683
Congo DR	560	874	1,621	730	643	611	64	630	592	426	914	240	7,905
South Sudan	92	136	412	272	100	94	19	245	293	204	940	222	3,029
Sudan	82	46	123	184	9	30	5	35	53	103	170	9	849
Eritrea	57	28	121	62	21	18	4	16	11	6	17	-	361
Burundi	23	30	70	50	81	133	22	54	51	36	133	51	734
Uganda	36	69	70	50	73	63	60	64	23	21	17	1	547
Rwanda	21	28	56	24	28	13	7	9	4	2	33	2	227
Other		3	27	4	6	26	12	2	-	-	8	9	97
Total	4,913	5,001	9,286	4,141	1,641	2,221	458	1,517	1,842	1,363	4,458	941	37,782

RESETTLEMENT DEPARTURES BY COUNTRY OF RESETTLEMENT													
Country of Resettlement	2014	2015	2016	2017	2018	2019	2020	2021	2022	2023	2024	2025	Total
USA	3,751	3,610	7,665	2,585	633	392	74	329	607	826	2,689	120	23,281
Canada	302	174	452	725	480	347	93	283	602	72	277	264	4,071
Germany	-	-	-	-	-	-	-	460	295	239	732	414	2,140
Australia	160	514	580	475	398	666	49	14	22	108	509	69	3,564
United Kingdom	279	308	267	248	111	163	19	2	21	37	163	33	1,651
Sweden	229	341	238	83	4	596	201	131	1	8	5	-	1,837
Norway	78	32	3	7	-	2	-	219	191	17	69	-	618
Netherlands	87	2	70	-	-	5	-	30	82	30	2	35	343
France	-	-	-	1	5	25	9	26	21	15	-	-	102
Other	27	20	11	17	10	25	13	23	-	11	12	6	175
Total	4,913	5,001	9,286	4,141	1,641	2,221	458	1,517	1,842	1,363	4,458	941	37,782



*RST departures as at end of April 2025

**VOLUNTARY REPATRIATION FROM KENYA
BY COUNTRY OF ORIGIN**

Country of Origin	Year														
	2012	2013	2014	2015	2016	2017	2018	2019	2020	2021	2022	2023	2024	2025	Total
Sudan	-	-	-	-	-	-	-	-	-	-	-	-	-	-	0
Burundi	4	-	-	-	-	-	586	156	60	1,024	1,255	247	1,590	444	5,366
Rwanda	1	-	-	-	-	-	-	-	-	-	-	-	-	-	1
Mozambique	-	-	-	-	-	4	-	-	-	-	-	-	-	-	4
Somalia	4	-	481	5,614	33,792	35,409	7,543	2,142	190	294	439	-	-	-	85,908
Congo, DRC	7	3	-	-	-	-	-	15	-	11	1	-	-	-	37
Ethiopia	-	-	-	-	-	-	1,963	5	79	761	-	-	-	-	2,808
Uganda	1	-	-	-	-	-	-	-	-	3	-	-	-	-	4
Other	-	-	-	-	6	-	1	19	-	-	-	-	-	-	26
Total	17	3	481	5,614	33,798	35,413	10,093	2,337	329	2,093	1,695	247	1,590	444	94,154

