



# KENYA

## Registered refugees and asylum-seekers

as of 28 February 2025



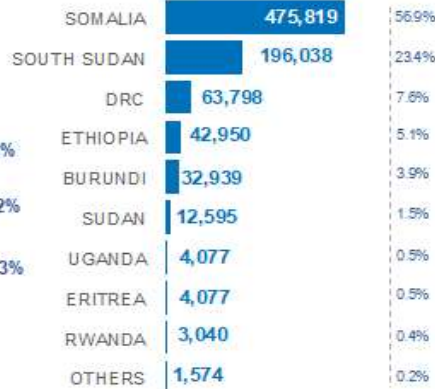
# 836,907

REGISTERED REFUGEES AND ASYLUM-SEEKERS

### HOST LOCATIONS



### COUNTRIES OF ORIGIN

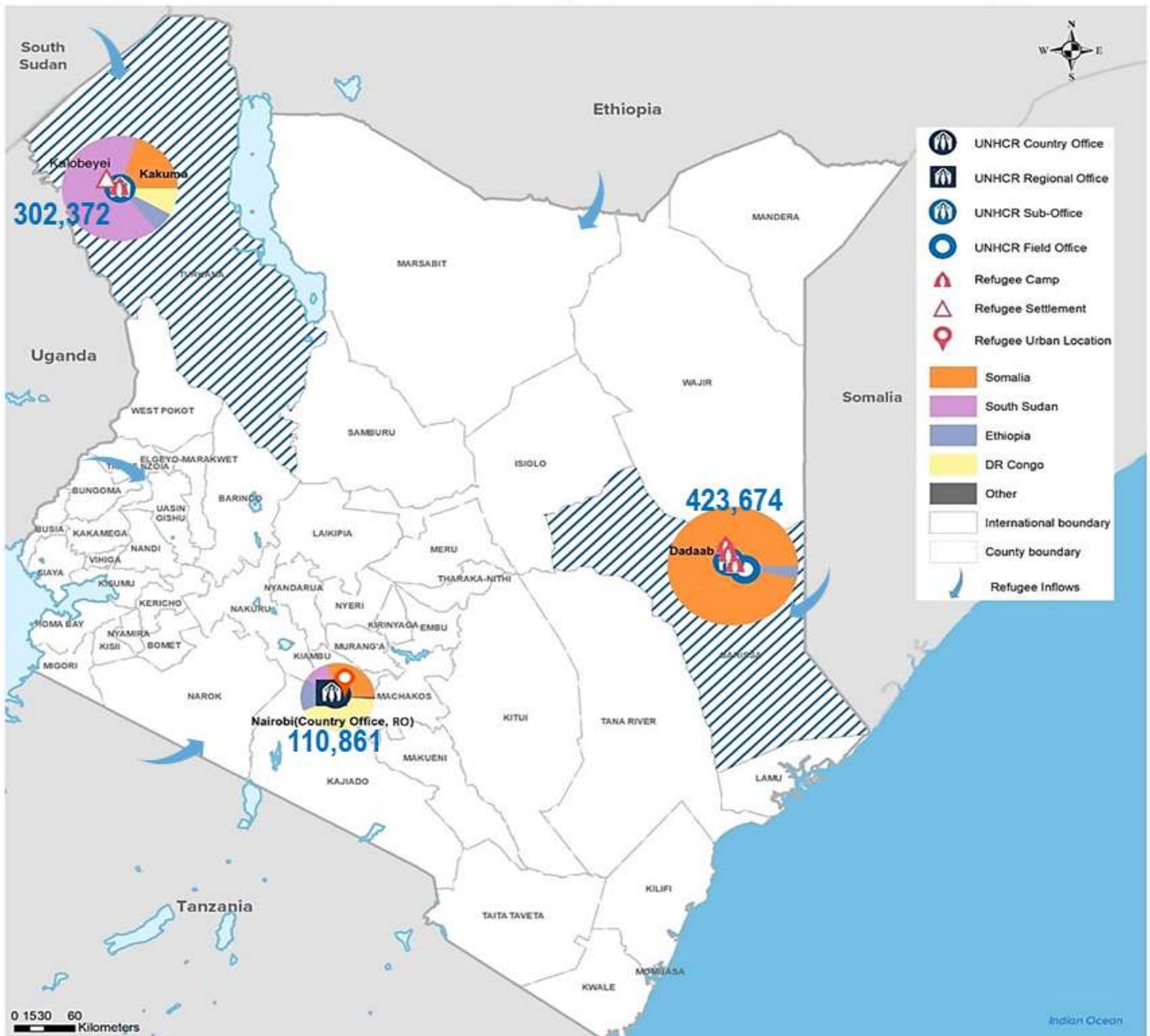


### DEMOGRAPHICS

age and gender



### LEGAL STATUS



The boundaries and names shown and the designations used on this map do not imply official endorsement or acceptance by the United Nations.

Sources: UNHCR Kenya. Statistics based on UNHCR's Refugee Registration System, proGres. Author: UNHCR Kenya - DIMA Unit, Nairobi. Feedback: kennaodm@unhcr.org



## Statistical Summary

as of  
February 2025

### Refugees and Asylum Seekers in Kenya

	Total Refugee & Asylum Seeker Population	Dadaab Camp	Kakuma Camp	Kalobeyei Settlement	Urban (Eldoret)	Urban (Nbi, Msa & Nak)	
<b>A. Refugees and Asylum Seekers</b>	<b>836,907</b>	<b>423,674</b>	<b>222,442</b>	<b>77,664</b>	<b>2,266</b>	<b>110,861</b>	- Page 2
Undocumented Population							
<b>B. Registration</b>	<b>12,133</b>	<b>6,038</b>	<b>4,504</b>			<b>1,591</b>	- Page 6
<b>C. Refugee Status Determination</b>							- Page 7
1. Applied	6,955	4,353	1,245			1,357	
2. Recognized	2,303	376	1,392			535	
3. Rejected	0	0	0			0	
4. Pending	224,109	142,286	39,330			42,493	
<b>D. 2025 Resettlement Submissions</b>	<b>100</b>						- Page 8
<b>E. 2025 Resettlement Departures</b>	<b>174</b>						- Page 9
<b>F. 2025 Voluntary Repatriation</b>	<b>0</b>						- Page 10

#### SUMMARY

The refugee and asylum-seeker population in Kenya stood at 836,907 persons as of 28 February 2025, which comprises 612,798 (73%) refugees and 224,109 (27%) asylum-seekers. Compared with January 2025, there is an increase of 7,696 individuals in the total population, from 829,211 to 836,907 mainly because of the resumption of registration in Dadaab and new arrivals from South Sudan, Burundi, the Democratic Republic of the Congo, Somalia, and Ethiopia. As of 28 February 2025, Dadaab population stood at 423,674 individuals. Under Kakuma the registered population stood at 302,372 with 222,442 in Kakuma Camp 77,664 in Kalobeyei settlement and 2,266 in Eldoret. Under Nairobi, the registered population stood at 110,861 covering Nairobi, Mombasa and Nakuru town areas.

The PRIMES integrated Biometrics Identity Management System (BIMS) was actively used throughout the reporting period to secure individual identities of the population, thus ensuring continuity of identity over time and in different locations across the world, reducing avenues for identity fraud and other misrepresentations. Population Registration and Identity Management Eco-System (PRIMES) is a platform for all UNHCR registration and identity management tools and applications.

Additionally, the Global Distribution Tool (GDT) was used to extract verification and assistance distribution lists from PRIMES and to authenticate the identity of beneficiaries for assistance provided by UNHCR and partners. The Self-Service Kiosk (KASI) was used by refugees to make various appointments, including complaints, documentation, and data correction/updates, with UNHCR (Protection), and Department of Refugee Services. KASI2 continued to be utilised by refugees who are residing in urban areas to access services provided by UNHCR and the Department of Refugee Services (DRS).

#### 1. Population decreases

a. Voluntary Repatriation: As of end of February 2025, No persons were assisted to return to their places of origin voluntarily.

b. Resettlement: A total of 174 refugees departed to various resettlement countries for the month of January 2025.

c. Other Decreases: Closure/Inactivation of 585 individuals was undertaken during the continuous registration activities within the month of February 2025. These include spontaneous departures, reported deaths, erroneous data entries and others.

#### 2. Population increases

a. Registration: Total number of persons registered by DRS during the month of February 2025 stands at 6,878 (Camps 6,121 and Urban 757) as follows; -

i. In-Situ: 373

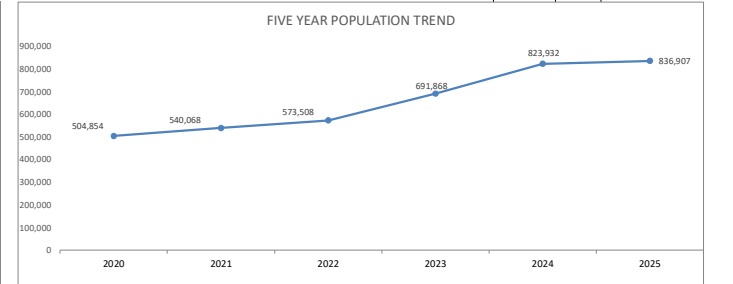
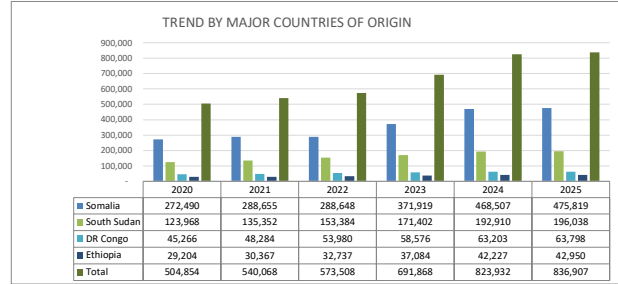
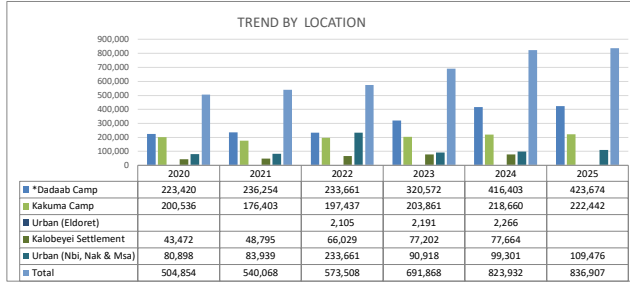
ii. New arrival: 4,688

iii. New birth registration: 1,817

b. Other Increases: A total of 1,226 Individuals were re-activated after re-establishing contact with the Department of Refugee Services during continuous registration activities within the month of February 2025.

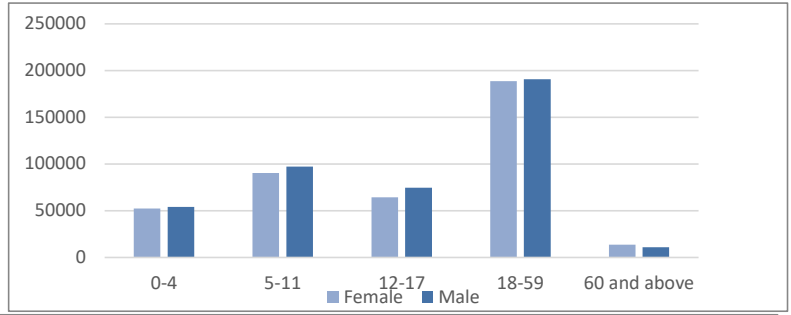
REFUGEES AND ASYLUM SEEKERS IN KENYA BY COUNTRY OF ORIGIN AND LOCATION

Country of Origin	2020				2021				2022				2023				2024				2025											
	Dadaab Camp	Kakuma Camp	Nairobi	Total	Dadaab Camp	Kakuma Camp	Kalobeyei Settlement	Urban (Nbi, Nak & Msa)	Total	Dadaab Camp	Kakuma Camp	Kalobeyei Settlement	Urban (Nbi, Nak & Msa)	Total	Dadaab Camp	Kakuma Camp	Kalobeyei Settlement	Urban (Eldoret)	Urban (Nbi, Nak & Msa)	Total	Dadaab Camp	Kakuma Camp	Kalobeyei Settlement	Urban (Eldoret)	Urban (Nbi, Nak & Msa)	Total						
<b>Total</b>	<b>223,420</b>	<b>200,536</b>	<b>80,898</b>	<b>504,854</b>	<b>236,254</b>	<b>176,403</b>	<b>43,472</b>	<b>83,939</b>	<b>540,068</b>	<b>233,661</b>	<b>197,437</b>	<b>48,795</b>	<b>90,918</b>	<b>573,508</b>	<b>320,572</b>	<b>203,861</b>	<b>66,029</b>	<b>2,105</b>	<b>99,301</b>	<b>691,868</b>	<b>416,403</b>	<b>218,660</b>	<b>77,202</b>	<b>2,191</b>	<b>109,476</b>	<b>823,932</b>	<b>423,674</b>	<b>222,442</b>	<b>77,664</b>	<b>2,266</b>	<b>110,861</b>	<b>836,907</b>
Somalia	215,060	35,847	21,583	272,490	228,254	37,471	117	22,813	288,655	225,916	38,896	127	23,649	288,646	309,843	37,462	148	59	24,407	371,919	403,153	39,409	146	60	25,739	468,607	410,241	39,517	147	60	25,854	475,819
South Sudan	625	114,885	8,458	123,968	641	93,284	32,954	8,473	135,352	596	104,543	37,203	8,557	153,384	1,289	112,970	46,707	1,866	8,570	171,402	2,226	124,488	55,531	1,996	8,669	192,910	2,322	127,110	55,846	2,055	8,705	196,038
DR Congo	78	14,477	30,711	45,266	98	15,433	1,605	31,148	48,284	123	18,156	1,844	33,752	53,980	192	18,518	3,778	7	36,081	58,576	258	19,646	4,792	10	38,497	63,203	258	19,928	4,828	15	38,769	63,798
Ethiopia	7,480	10,622	11,102	29,204	7,088	6,120	5,109	12,050	30,367	6,860	6,650	5,359	13,783	32,737	9,030	6,392	5,224	98	16,340	37,084	10,379	7,004	5,325	58	19,461	42,227	10,527	7,079	5,347	58	19,939	42,950
Burundi	64	12,228	4,228	16,520	65	12,120	2,729	4,239	19,153	58	16,153	3,104	5,268	24,691	61	15,936	8,415	9	6,778	31,199	93	14,774	9,062	10	8,441	32,380	96	15,013	9,137	10	8,683	32,939
Sudan	24	9,906	179	10,109	15	9,417	355	192	9,979	16	9,824	373	200	10,439	50	9,597	475	35	421	10,578	84	10,407	797	32	849	12,169	85	10,801	801	43	865	12,595
Uganda	72	1,679	875	2,626	75	1,666	486	859	3,086	75	2,132	585	955	3,759	75	1,784	824	8	1,098	3,789	89	1,704	952	8	1,282	4,035	89	1,747	960	8	1,273	4,077
Eritrea	4	41	1,851	1,896	4	47	1	2,149	2,201	4	72	1	2,511	2,595	5	161	1	18	3,074	3,259	76	200	1	14	3,632	3,923	6	201	1	14	3,855	4,077
Rwanda	8	698	1,165	1,871	9	748	66	1,166	1,989	10	931	79	1,283	2,304	15	967	434	1	1,425	2,842	29	944	484	2	1,565	3,024	29	953	485	2	1,571	3,040
Other	5	153	746	904	5	97	50	850	1,002	3	80	20	960	1,067	12	74	23	4	1,107	1,220	16	84	112	1	1,341	1,554	21	93	112	1	1,347	1,574

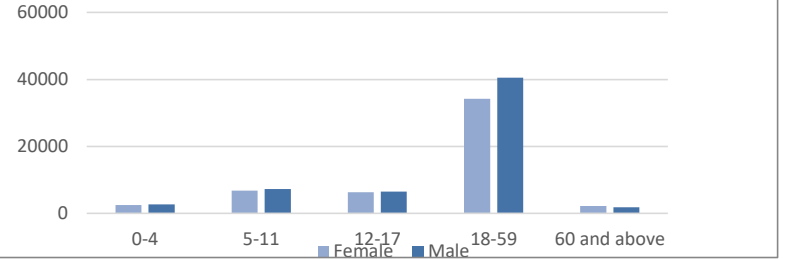


## REFUGEES AND ASYLUM SEEKERS IN KENYA : DEMOGRAPHIC BREAKDOWN

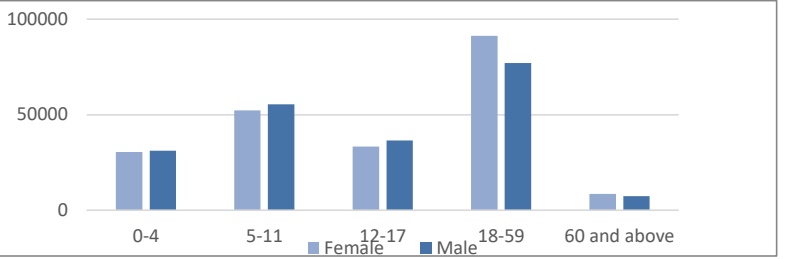
Total Kenya	Age Group	Sex				Total	
		Female		Male			
		#	%	#	%	#	%
	0-4	52,292	6.2%	54,178	6.5%	106,470	12.7%
	5-11	90,371	10.8%	97,138	11.6%	187,509	22.4%
	12-17	64,242	7.7%	74,603	8.9%	138,845	16.6%
	18-59	188,624	22.5%	190,922	22.8%	379,546	45.4%
	60 and above	13,723	1.6%	10,814	1.3%	24,537	2.9%
	<b>Total</b>	<b>409,252</b>	<b>48.9%</b>	<b>427,655</b>	<b>51.1%</b>	<b>836,907</b>	



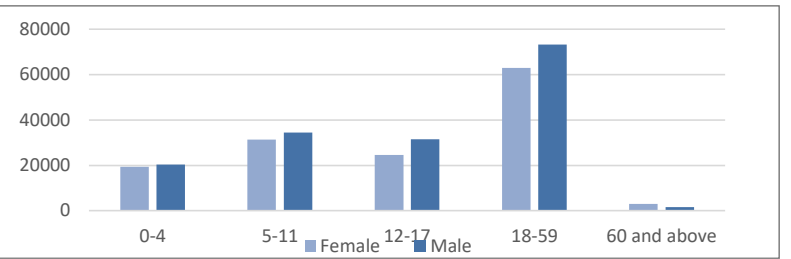
Urban (Nbi, Nak & Msa)	Age Group	Sex				Total	
		Female		Male			
		#	%	#	%	#	%
	0-4	2,505	2.3%	2,700	2.4%	5,205	4.7%
	5-11	6,753	6.1%	7,239	6.5%	13,992	12.6%
	12-17	6,333	5.7%	6,538	5.9%	12,871	11.6%
	18-59	34,203	30.9%	40,522	36.6%	74,725	67.4%
	60 and above	2,206	2.0%	1,862	1.7%	4,068	3.7%
	<b>Total</b>	<b>52,000</b>	<b>46.9%</b>	<b>58,861</b>	<b>51.1%</b>	<b>110,861</b>	



Dadaab Camp	Age Group	Sex				Total	
		Female		Male			
		#	%	#	%	#	%
	0-4	30,455	27.5%	31,170	28.1%	61,625	14.5%
	5-11	52,237	47.1%	55,433	50.0%	107,670	25.4%
	12-17	33,328	30.1%	36,545	33.0%	69,873	16.5%
	18-59	91,405	82.5%	77,187	69.6%	168,592	39.8%
	60 and above	8,547	7.7%	7,367	6.6%	15,914	3.8%
	<b>Total</b>	<b>215,972</b>	<b>51.0%</b>	<b>207,702</b>	<b>49.0%</b>	<b>423,674</b>	



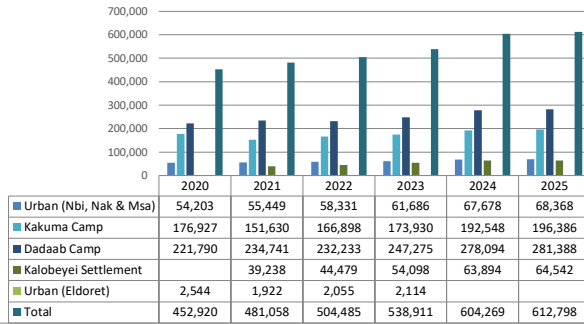
Kakuma Camp	Age Group	Sex				Total	
		Female		Male			
		#	%	#	%	#	%
	0-4	19,332	6.4%	20,308	6.7%	39,640	13.1%
	5-11	31,381	10.4%	34,466	11.4%	65,847	21.8%
	12-17	24,581	8.1%	31,520	10.4%	56,101	18.6%
	18-59	63,016	20.8%	73,213	24.2%	136,229	45.1%
	60 and above	2,970	1.0%	1,585	0.5%	4,555	1.5%
	<b>Total</b>	<b>141,280</b>	<b>46.7%</b>	<b>161,092</b>	<b>53.3%</b>	<b>302,372</b>	



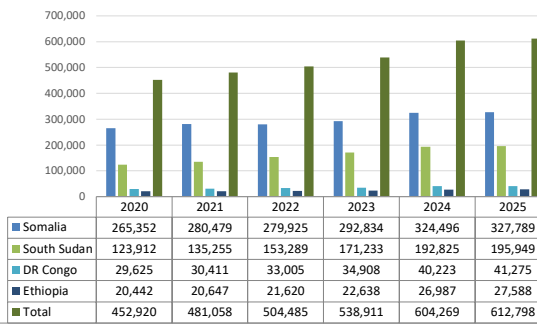
REFUGEES IN KENYA BY COUNTRY OF ORIGIN AND LOCATION

Country of Origin	2020				2021				2022				2023				2024				2025										
	Dadaab Camp	Kakuma Camp	Nairobi	Total	Dadaab Camp	Kakuma Camp	Urban (Nbi, Nak & Msa)	Total	Dadaab Camp	Kakuma Camp	Kalobeyei Settlement	Urban (Nbi, Nak & Msa)	Total	Dadaab Camp	Kakuma Camp	Kalobeyei Settlement	Urban (Eldoret)	Urban (Nbi, Nak & Msa)	Total	Dadaab Camp	Kakuma Camp	Kalobeyei Settlement	Urban (Eldoret)	Urban (Nbi, Nak & Msa)	Total						
<b>Total</b>	<b>221,790</b>	<b>176,927</b>	<b>54,203</b>	<b>452,920</b>	<b>234,741</b>	<b>151,630</b>	<b>55,449</b>	<b>481,058</b>	<b>232,233</b>	<b>166,898</b>	<b>44,479</b>	<b>58,331</b>	<b>504,485</b>	<b>247,275</b>	<b>173,930</b>	<b>54,098</b>	<b>1,922</b>	<b>61,686</b>	<b>538,911</b>	<b>278,094</b>	<b>192,548</b>	<b>63,894</b>	<b>2,055</b>	<b>67,678</b>	<b>604,269</b>	<b>281,388</b>	<b>196,386</b>	<b>64,542</b>	<b>2,114</b>	<b>68,368</b>	<b>612,798</b>
Somalia	214,710	34,896	15,746	265,352	227,878	36,158	16,352	280,479	225,565	37,271	103	16,928	279,925	239,263	35,820	111	57	17,583	292,834	267,944	37,402	115	58	18,977	324,496	271,077	37,469	116	58	19,069	327,789
South Sudan	625	114,875	8,412	123,912	640	93,239	8,425	135,255	594	104,503	37,198	8,509	153,289	1,289	112,898	46,665	1,865	8,516	171,233	2,226	124,471	55,523	1,996	8,609	192,825	2,322	127,086	55,840	2,055	8,646	195,949
DR Congo	70	9,729	19,826	29,625	83	8,987	20,208	30,411	105	9,696	1,398	21,806	33,005	131	9,911	1,453		23,413	34,908	211	13,139	1,995	0	24,878	40,223	202	13,817	2,215	0	25,041	41,275
Ethiopia	6,260	7,650	6,532	20,442	6,016	3,866	6,780	20,647	5,849	4,219	4,377	7,175	21,620	6,440	3,985	4,276		7,937	22,638	7,466	4,516	4,451	0	10,554	26,987	7,539	4,611	4,508	0	10,930	27,588
Burundi	35	5,269	1,455	6,759	39	4,768	1,445	7,203	32	5,320	1,233	1,574	8,159	30	5,536	1,401		1,714	8,681	73	6,199	1,560	0	1,773	9,605	73	6,427	1,591	0	1,769	9,860
Sudan	20	3,848	130	3,998	11	3,981	135	4,213	13	5,252	136	138	5,540	41	5,140	149		148	5,478	81	6,167	199	1	204	6,652	82	6,304	217	1	210	6,814
Uganda	65	382	390	837	69	361	343	794	69	366	29	337	801	69	365	33		348	815	73	387	32	0	343	835	73	403	32	0	342	850
Eritrea	2	26	860	888	2	14	886	902	2	19	0	921	942	3	16			1,013	1,032	2	20	0	0	1,216	1,238	2	22	0	0	1,245	1,269
Rwanda	0	194	550	744	0	211	554	766	1	235	1	574	811	6	242	1		596	845	15	231	10	0	620	876	15	231	10	0	622	878
Other	3	58	302	363	3	45	321	388	3	17	4	369	393	3	17	9		418	447	3	16	9	0	504	532	3	16	13	0	494	526

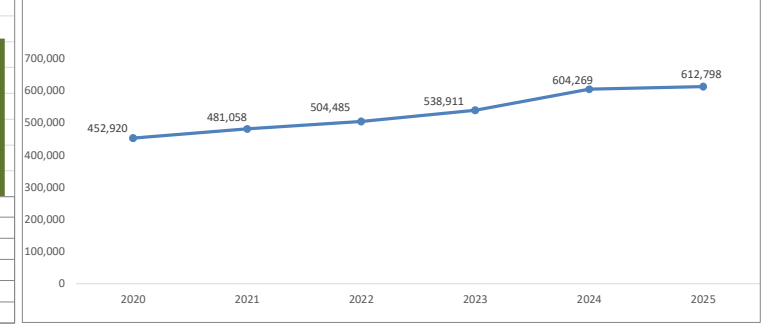
TREND BY LOCATION



TREND BY MAJOR COUNTRIES OF ORIGIN



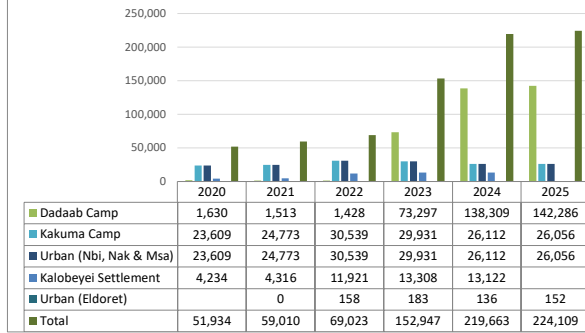
FIVE YEAR POPULATION TREND



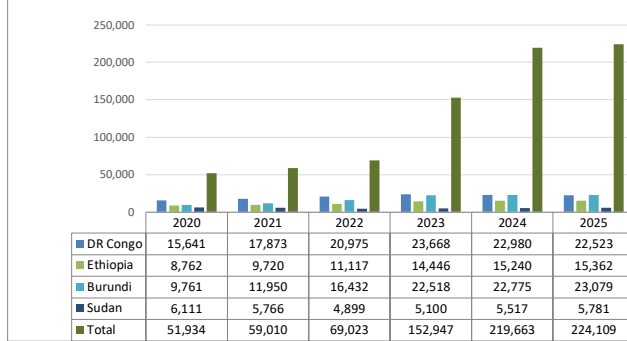
**ASYLUM SEEKERS STATISTICS BY COUNTRY OF ORIGIN AND LOCATION**

Country of Origin	2020				2021				2022				2023				2024				2025											
	Dadaab Camp	Kakuma Camp	Nairobi	Total	Dadaab Camp	Kakuma Camp	Urban (Nbi, Nak & Msa)	Total	Dadaab Camp	Kakuma Camp	Kalobeyei Settlement	Urban (Eldoret)	Urban (Nbi, Nak & Msa)	Total	Dadaab Camp	Kakuma Camp	Kalobeyei Settlement	Urban (Eldoret)	Urban (Nbi, Nak & Msa)	Total	Dadaab Camp	Kakuma Camp	Kalobeyei Settlement	Urban (Eldoret)	Urban (Nbi, Nak & Msa)	Total						
<b>Total</b>	<b>1,630</b>	<b>23,609</b>	<b>26,695</b>	<b>51,934</b>	<b>1,513</b>	<b>24,773</b>	<b>28,490</b>	<b>59,010</b>	<b>1,428</b>	<b>30,539</b>	<b>4,316</b>	<b>158</b>	<b>32,587</b>	<b>69,023</b>	<b>73,297</b>	<b>29,931</b>	<b>11,921</b>	<b>183</b>	<b>37,615</b>	<b>152,947</b>	<b>138,309</b>	<b>26,112</b>	<b>13,308</b>	<b>136</b>	<b>41,798</b>	<b>219,663</b>	<b>142,286</b>	<b>26,056</b>	<b>13,122</b>	<b>152</b>	<b>42,493</b>	<b>224,109</b>
<b>DR Congo</b>	8	4,748	10,885	<b>15,641</b>	15	6,446	10,940	<b>17,873</b>	18	8,460	546	5	11,946	<b>20,975</b>	61	8,607	2,325	7	12,668	<b>23,668</b>	47	6,507	2,797	10	13,619	<b>22,980</b>	56	6,111	2,613	15	13,728	<b>22,523</b>
<b>Ethiopia</b>	1,220	2,972	4,570	<b>8,762</b>	1,072	2,254	5,270	<b>9,720</b>	1,011	2,431	982	85	6,608	<b>11,117</b>	2,590	2,407	948	98	8,403	<b>14,446</b>	2,913	2,488	874	58	8,907	<b>15,240</b>	2,988	2,468	839	58	9,009	<b>15,362</b>
<b>Burundi</b>	29	6,959	2,773	<b>9,761</b>	26	7,352	2,794	<b>11,950</b>	26	10,833	1,871	8	3,694	<b>16,432</b>	31	10,400	7,014	9	5,064	<b>22,518</b>	20	8,575	7,502	10	6,668	<b>22,775</b>	23	8,586	7,546	10	6,914	<b>23,079</b>
<b>Sudan</b>	4	6,058	49	<b>6,111</b>	4	5,436	57	<b>5,766</b>	3	4,572	237	25	62	<b>4,899</b>	9	4,457	326	35	273	<b>5,100</b>	3	4,240	598	31	645	<b>5,517</b>	3	4,497	584	42	655	<b>5,781</b>
<b>Somalia</b>	350	951	5,837	<b>7,138</b>	376	1,313	6,461	<b>8,176</b>	351	1,625	24	2	6,721	<b>8,723</b>	70,580	1,642	37	2	6,824	<b>79,085</b>	135,209	2,007	31	2	6,762	<b>144,011</b>	139,164	2,048	31	2	6,785	<b>148,030</b>
<b>Uganda</b>	7	1,297	485	<b>1,789</b>	6	1,305	516	<b>2,292</b>	6	1,766	556	12	618	<b>2,958</b>	6	1,419	791	8	750	<b>2,974</b>	16	1,317	920	8	939	<b>3,200</b>	16	1,344	928	8	931	<b>3,227</b>
<b>Eritrea</b>	2	15	991	<b>1,008</b>	2	33	1,263	<b>1,299</b>	2	53	1	11	1,590	<b>1,657</b>	2	145	1	18	2,061	<b>2,227</b>	74	180	1	14	2,416	<b>2,685</b>	4	179	1	14	2,610	<b>2,808</b>
<b>Rwanda</b>	8	504	615	<b>1,127</b>	9	537	612	<b>1,223</b>	9	696	78	1	709	<b>1,493</b>	9	725	433	1	829	<b>1,997</b>	14	713	474	2	945	<b>2,148</b>	14	722	475	2	949	<b>2,162</b>
<b>Other</b>	2	95	444	<b>541</b>	2	52	529	<b>614</b>	-	63	16	4	591	<b>674</b>	9	57	14	4	689	<b>773</b>	13	68	103	1	837	<b>1,022</b>	18	77	99	1	853	<b>1,048</b>
<b>South Sudan</b>	-	10	46	<b>56</b>	1	45	48	<b>97</b>	2	40	5	-	48	<b>95</b>	-	72	32	1	54	<b>159</b>	-	17	8	-	60	<b>85</b>	-	24	6	-	59	<b>89</b>

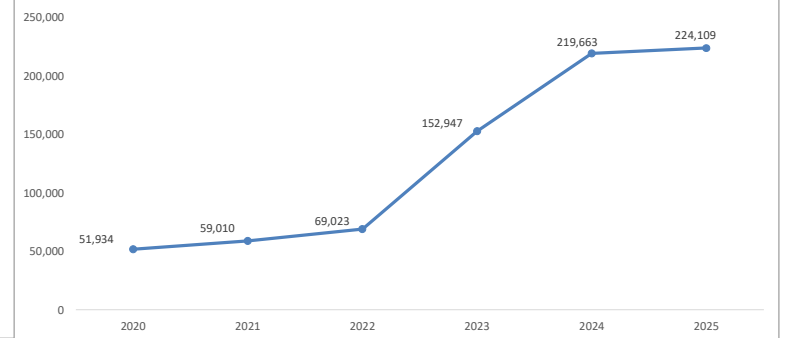
TREND BY LOCATION



TREND BY MAJOR COUNTRIES OF ORIGIN



FIVE YEAR POPULATION TREND



KENYA REGISTRATION TREND BY LOCATION AND COUNTRY OF ORIGIN

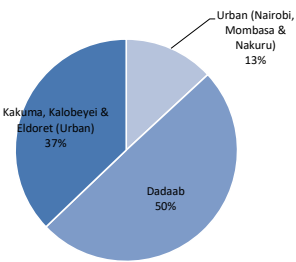
Month	Total	AFG	ANG	BDI	BKF	CAR	COB	COD	CMR	ERT	ETH	ICO	LBR	NIG	RSA	RWA	SLE	SOM	SSD	SUD	SYR	TAN	TIB	TUR	UGA	YEM	ZIM	OTHER
Jan	5,255	22	-	336	-	-	1	436	-	90	336	-	-	-	-	12	-	2,365	1,448	173	-	-	-	5	31	-	-	-
Feb	6,878	-	-	258	-	-	5	321	-	133	343	-	-	-	-	11	-	3,712	1,778	271	-	-	-	44	1	-	-	1
Mar	0	-	-	-	-	-	-	-	-	-	-	-	-	-	-	-	-	-	-	-	-	-	-	-	-	-	-	-
Apr	0	-	-	-	-	-	-	-	-	-	-	-	-	-	-	-	-	-	-	-	-	-	-	-	-	-	-	-
May	0	-	-	-	-	-	-	-	-	-	-	-	-	-	-	-	-	-	-	-	-	-	-	-	-	-	-	-
Jun	0	-	-	-	-	-	-	-	-	-	-	-	-	-	-	-	-	-	-	-	-	-	-	-	-	-	-	-
Jul	0	-	-	-	-	-	-	-	-	-	-	-	-	-	-	-	-	-	-	-	-	-	-	-	-	-	-	-
Aug	0	-	-	-	-	-	-	-	-	-	-	-	-	-	-	-	-	-	-	-	-	-	-	-	-	-	-	-
Sep	0	-	-	-	-	-	-	-	-	-	-	-	-	-	-	-	-	-	-	-	-	-	-	-	-	-	-	-
Oct	0	-	-	-	-	-	-	-	-	-	-	-	-	-	-	-	-	-	-	-	-	-	-	-	-	-	-	-
Nov	0	-	-	-	-	-	-	-	-	-	-	-	-	-	-	-	-	-	-	-	-	-	-	-	-	-	-	-
Dec	0	-	-	-	-	-	-	-	-	-	-	-	-	-	-	-	-	-	-	-	-	-	-	-	-	-	-	-
<b>Total</b>	<b>12,133</b>	<b>22</b>	<b>0</b>	<b>594</b>	<b>0</b>	<b>0</b>	<b>6</b>	<b>757</b>	<b>0</b>	<b>223</b>	<b>679</b>	<b>0</b>	<b>0</b>	<b>0</b>	<b>0</b>	<b>23</b>	<b>0</b>	<b>6,077</b>	<b>3,226</b>	<b>444</b>	<b>0</b>	<b>0</b>	<b>0</b>	<b>5</b>	<b>75</b>	<b>1</b>	<b>0</b>	<b>1</b>

Month	Total	AFG	ANG	BDI	BKF	CAR	COB	COD	CMR	ERT	ETH	IND	LBR	NIG	RSA	RWA	SLE	SOM	SSD	SUD	SYR	TAN	TIB	TUR	UGA	YEM	ZIM	OTHER
Jan	834	14	-	161	-	-	1	217	-	90	253	-	-	-	-	8	-	17	46	12	-	-	-	5	10	-	-	-
Feb	757	-	-	128	-	-	-	195	-	133	218	-	-	-	-	7	-	31	22	4	-	-	-	-	17	1	-	1
Mar	0	-	-	-	-	-	-	-	-	-	-	-	-	-	-	-	-	-	-	-	-	-	-	-	-	-	-	-
Apr	0	-	-	-	-	-	-	-	-	-	-	-	-	-	-	-	-	-	-	-	-	-	-	-	-	-	-	-
May	0	-	-	-	-	-	-	-	-	-	-	-	-	-	-	-	-	-	-	-	-	-	-	-	-	-	-	-
Jun	0	-	-	-	-	-	-	-	-	-	-	-	-	-	-	-	-	-	-	-	-	-	-	-	-	-	-	-
Jul	0	-	-	-	-	-	-	-	-	-	-	-	-	-	-	-	-	-	-	-	-	-	-	-	-	-	-	-
Aug	0	-	-	-	-	-	-	-	-	-	-	-	-	-	-	-	-	-	-	-	-	-	-	-	-	-	-	-
Sep	0	-	-	-	-	-	-	-	-	-	-	-	-	-	-	-	-	-	-	-	-	-	-	-	-	-	-	-
Oct	0	-	-	-	-	-	-	-	-	-	-	-	-	-	-	-	-	-	-	-	-	-	-	-	-	-	-	-
Nov	0	-	-	-	-	-	-	-	-	-	-	-	-	-	-	-	-	-	-	-	-	-	-	-	-	-	-	-
Dec	0	-	-	-	-	-	-	-	-	-	-	-	-	-	-	-	-	-	-	-	-	-	-	-	-	-	-	-
<b>Total</b>	<b>1,591</b>	<b>14</b>	<b>0</b>	<b>289</b>	<b>0</b>	<b>0</b>	<b>1</b>	<b>412</b>	<b>0</b>	<b>223</b>	<b>471</b>	<b>0</b>	<b>0</b>	<b>0</b>	<b>0</b>	<b>15</b>	<b>0</b>	<b>48</b>	<b>68</b>	<b>16</b>	<b>0</b>	<b>0</b>	<b>0</b>	<b>5</b>	<b>27</b>	<b>1</b>	<b>0</b>	<b>1</b>

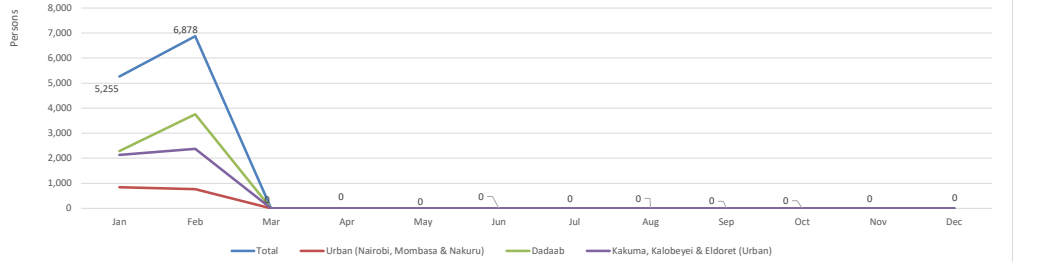
Month	Total	AFG	ANG	BDI	BKF	CAR	COB	COD	CMR	ERT	ETH	ICO	LBR	NIG	RSA	RWA	SLE	SOM	SSD	SUD	SYR	TAN	TIB	TUR	UGA	YEM	ZIM	Other
Jan	2,286	-	-	-	-	-	-	-	-	-	31	-	-	-	-	-	-	2,251	4	-	-	-	-	-	-	-	-	-
Feb	3,752	-	-	1	-	-	5	8	-	-	61	-	-	-	-	-	-	3,599	77	1	-	-	-	-	-	-	-	
Mar	0	-	-	-	-	-	-	-	-	-	-	-	-	-	-	-	-	-	-	-	-	-	-	-	-	-	-	
Apr	0	-	-	-	-	-	-	-	-	-	-	-	-	-	-	-	-	-	-	-	-	-	-	-	-	-	-	
May	0	-	-	-	-	-	-	-	-	-	-	-	-	-	-	-	-	-	-	-	-	-	-	-	-	-	-	
Jun	0	-	-	-	-	-	-	-	-	-	-	-	-	-	-	-	-	-	-	-	-	-	-	-	-	-	-	
Jul	0	-	-	-	-	-	-	-	-	-	-	-	-	-	-	-	-	-	-	-	-	-	-	-	-	-	-	
Aug	0	-	-	-	-	-	-	-	-	-	-	-	-	-	-	-	-	-	-	-	-	-	-	-	-	-	-	
Sep	0	-	-	-	-	-	-	-	-	-	-	-	-	-	-	-	-	-	-	-	-	-	-	-	-	-	-	
Oct	0	-	-	-	-	-	-	-	-	-	-	-	-	-	-	-	-	-	-	-	-	-	-	-	-	-	-	
Nov	0	-	-	-	-	-	-	-	-	-	-	-	-	-	-	-	-	-	-	-	-	-	-	-	-	-	-	
Dec	0	-	-	-	-	-	-	-	-	-	-	-	-	-	-	-	-	-	-	-	-	-	-	-	-	-	-	
<b>Total</b>	<b>6,038</b>	<b>0</b>	<b>0</b>	<b>1</b>	<b>0</b>	<b>0</b>	<b>5</b>	<b>8</b>	<b>0</b>	<b>0</b>	<b>92</b>	<b>0</b>	<b>0</b>	<b>0</b>	<b>0</b>	<b>0</b>	<b>0</b>	<b>5,850</b>	<b>81</b>	<b>1</b>	<b>0</b>	<b>0</b>	<b>0</b>	<b>0</b>	<b>0</b>	<b>0</b>	<b>0</b>	

Month	Total	AFG	ANG	BDI	BKF	CAR	COB	COD	CMR	ERT	ETH	ICO	LBR	NIG	RSA	RWA	SLE	SOM	SSD	SUD	SYR	TAN	TIB	TUR	UGA	YEM	ZIM	Other
Jan	2,135	8	-	175	-	-	-	219	-	-	52	-	-	-	-	4	-	97	1,398	161	-	-	-	-	21	-	-	
Feb	2,369	-	-	129	-	-	-	118	-	-	64	-	-	-	-	4	-	82	1,679	266	-	-	-	-	27	-	-	
Mar	0	-	-	-	-	-	-	-	-	-	-	-	-	-	-	-	-	-	-	-	-	-	-	-	-	-	-	
Apr	0	-	-	-	-	-	-	-	-	-	-	-	-	-	-	-	-	-	-	-	-	-	-	-	-	-	-	
May	0	-	-	-	-	-	-	-	-	-	-	-	-	-	-	-	-	-	-	-	-	-	-	-	-	-	-	
Jun	0	-	-	-	-	-	-	-	-	-	-	-	-	-	-	-	-	-	-	-	-	-	-	-	-	-	-	
Jul	0	-	-	-	-	-	-	-	-	-	-	-	-	-	-	-	-	-	-	-	-	-	-	-	-	-	-	
Aug	0	-	-	-	-	-	-	-	-	-	-	-	-	-	-	-	-	-	-	-	-	-	-	-	-	-	-	
Sep	0	-	-	-	-	-	-	-	-	-	-	-	-	-	-	-	-	-	-	-	-	-	-	-	-	-	-	
Oct	0	-	-	-	-	-	-	-	-	-	-	-	-	-	-	-	-	-	-	-	-	-	-	-	-	-	-	
Nov	0	-	-	-	-	-	-	-	-	-	-	-	-	-	-	-	-	-	-	-	-	-	-	-	-	-	-	
Dec	0	-	-	-	-	-	-	-	-	-	-	-	-	-	-	-	-	-	-	-	-	-	-	-	-	-	-	
<b>Total</b>	<b>4,504</b>	<b>8</b>	<b>0</b>	<b>304</b>	<b>0</b>	<b>0</b>	<b>0</b>	<b>337</b>	<b>0</b>	<b>0</b>	<b>116</b>	<b>0</b>	<b>0</b>	<b>0</b>	<b>0</b>	<b>8</b>	<b>0</b>	<b>179</b>	<b>3,077</b>	<b>427</b>	<b>0</b>	<b>0</b>	<b>0</b>	<b>0</b>	<b>48</b>	<b>0</b>	<b>0</b>	

Registration Distribution by Location

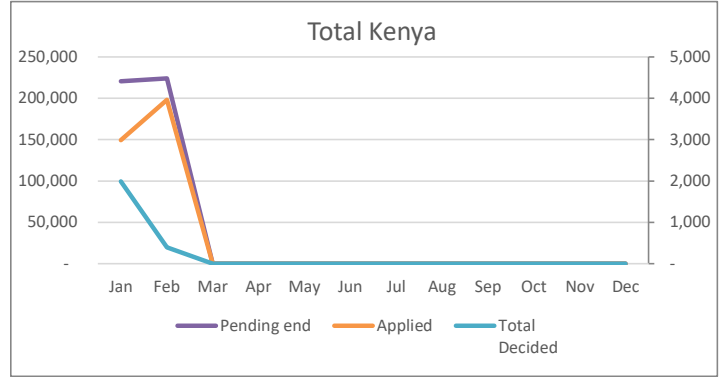


Monthly Registration Trend 2025

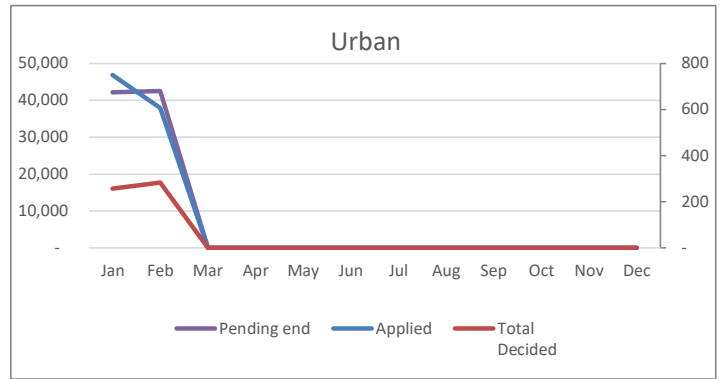


### Individual Asylum Applications and Refugee Status Determination Trend

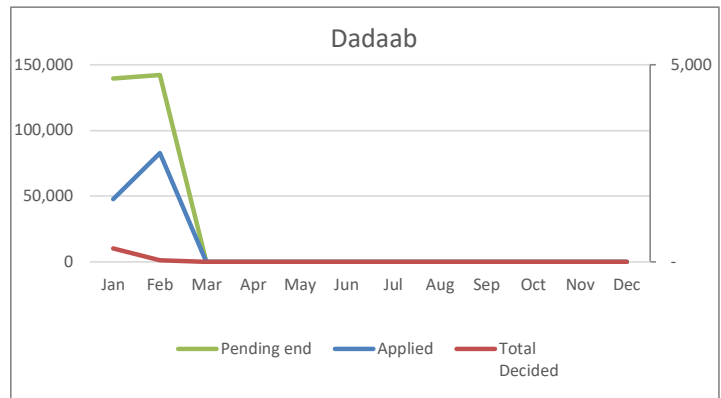
Total	Month	Pending begin	Applied	Recognized	Rejected	Oth. Closed	Total Decided	Pending end
	Jan	219,663	2,991	1,934	-	55	1,989	220,543
	Feb	220,543	3,964	369	-	29	398	224,109
	Mar	-	-	-	-	-	-	-
	Apr	-	-	-	-	-	-	-
	May	-	-	-	-	-	-	-
	Jun	-	-	-	-	-	-	-
	Jul	-	-	-	-	-	-	-
	Aug	-	-	-	-	-	-	-
	Sep	-	-	-	-	-	-	-
	Oct	-	-	-	-	-	-	-
	Nov	-	-	-	-	-	-	-
	Dec	-	-	-	-	-	-	-
<b>Total</b>			<b>6,955</b>	<b>2,303</b>		<b>84</b>	<b>2,387</b>	



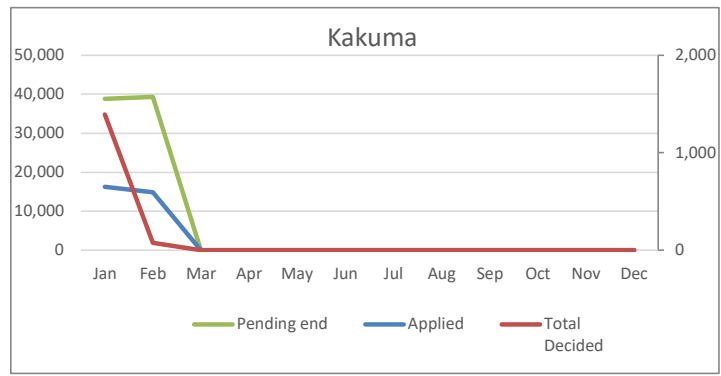
Urban	Month	Pending begin	Applied	Recognized	Rejected	Oth. Closed	Total Decided	Pending end
	Jan	41,798	750	255	-	2	257	42,169
	Feb	42,169	607	280	-	3	283	42,493
	Mar	-	-	-	-	-	-	-
	Apr	-	-	-	-	-	-	-
	May	-	-	-	-	-	-	-
	Jun	-	-	-	-	-	-	-
	Jul	-	-	-	-	-	-	-
	Aug	-	-	-	-	-	-	-
	Sep	-	-	-	-	-	-	-
	Oct	-	-	-	-	-	-	-
	Nov	-	-	-	-	-	-	-
	Dec	-	-	-	-	-	-	-
<b>Total</b>			<b>1,357</b>	<b>535</b>		<b>5</b>	<b>540</b>	



Dadaab	Month	Pending begin	Applied	Recognized	Rejected	Oth. Closed	Total Decided	Pending end
	Jan	138,309	1,591	340	-	-	340	139,560
	Feb	139,560	2,762	36	-	-	36	142,286
	Mar	-	-	-	-	-	-	0
	Apr	-	-	-	-	-	-	0
	May	-	-	-	-	-	-	0
	Jun	-	-	-	-	-	-	0
	Jul	-	-	-	-	-	-	0
	Aug	-	-	-	-	-	-	0
	Sep	-	-	-	-	-	-	0
	Oct	-	-	-	-	-	-	0
	Nov	-	-	-	-	-	-	0
	Dec	-	-	-	-	-	-	0
<b>Total</b>			<b>4,353</b>	<b>376</b>		<b>-</b>	<b>376</b>	

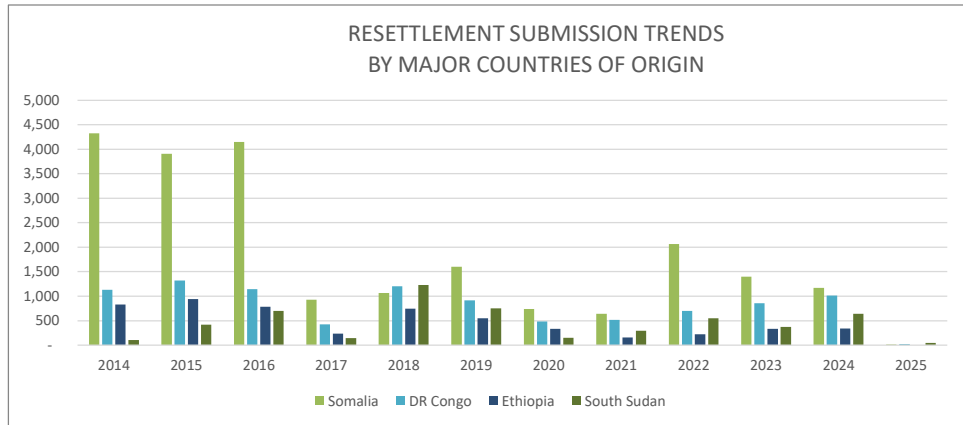


Kakuma, Kalobeyei & Eldoret	Month	Pending begin	Applied	Recognized	Rejected	Oth. Closed	Total Decided	Pending end
	Jan	39,556	650	1,339	0	53	1,392	38,814
	Feb	38,814	595	53	0	26	79	39,330
	Mar	0	0	0	0	0	0	0
	Apr	0	0	0	0	0	0	0
	May	0	0	0	0	0	0	0
	Jun	0	0	0	0	0	0	0
	Jul	0	0	0	0	0	0	0
	Aug	0	0	0	0	0	0	0
	Sep	0	0	0	0	0	0	0
	Oct	0	0	0	0	0	0	0
	Nov	0	0	0	0	0	0	0
	Dec	0	0	0	0	0	0	0
<b>Total</b>			<b>1,245</b>	<b>1,392</b>		<b>79</b>	<b>1,471</b>	



**RESETTLEMENT SUBMISSION BY COUNTRY OF ORIGIN**

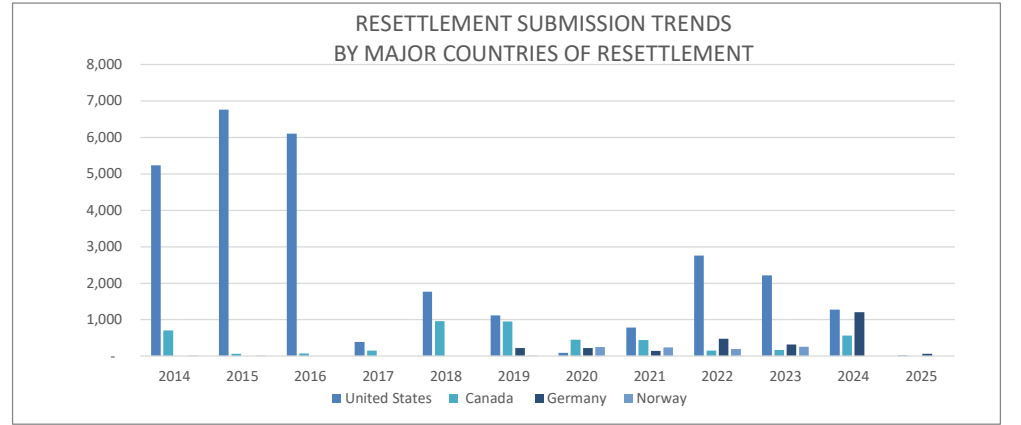
Country of Origin	2014	2015	2016	2017	2018	2019	2020	2021	2022	2023	2024	2025	Total
Somalia	4,325	3,909	4,147	929	1,068	1,600	740	643	2,068	1,398	1,173	13	22,013
DR Congo	1,132	1,326	1,143	424	1,203	916	484	519	700	859	1,015	25	9,746
Ethiopia	830	941	785	237	748	549	337	159	225	332	341	7	5,491
South Sudan	111	420	701	143	1,229	753	152	296	548	375	638	49	5,415
Sudan	158	541	104	4	34	3	2	10	18	63	272	-	1,209
Uganda	88	108	107	47	136	191	12	6	11	3	5	-	714
Burundi	46	121	81	100	121	104	60	54	76	153	215	4	1,135
Eritrea	73	116	55	26	39	36	12	2	10	1	4	-	374
Rwanda	31	78	26	10	17	15	10	6	15	10	10	-	228
Other	11	26	14	20	16	10	11	1	20	8	88	2	227
<b>Total</b>	<b>6,805</b>	<b>7,586</b>	<b>7,163</b>	<b>1,940</b>	<b>4,611</b>	<b>4,177</b>	<b>1,820</b>	<b>1,696</b>	<b>3,691</b>	<b>3,202</b>	<b>3,761</b>	<b>100</b>	<b>46,552</b>



\*RST submissions as at end of January 2025

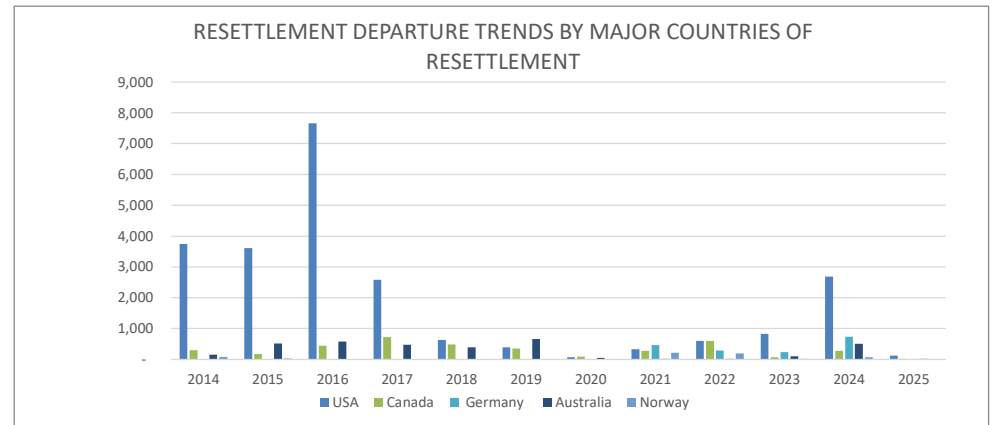
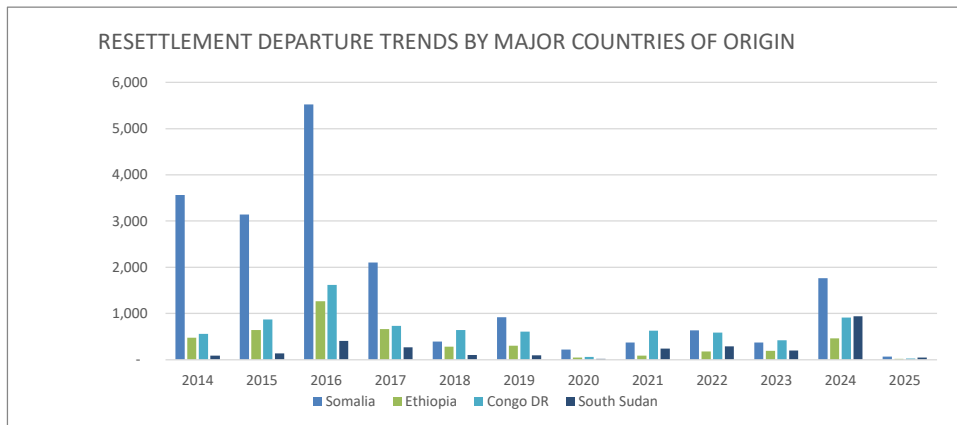
**RESETTLEMENT SUBMISSION BY COUNTRY OF RESETTLEMENT**

Country of Submission	2014	2015	2016	2017	2018	2019	2020	2021	2022	2023	2024	2025	Total
United States	5,239	6,764	6,105	391	1,775	1,115	90	788	2,763	2,220	1,272	23	28,545
Australia	53	107	310	736	1,438	885	281	16	40	93	486	1	4,446
Canada	705	69	75	158	963	958	451	443	152	175	570	5	4,724
Germany	-	-	-	-	-	217	226	142	476	325	1,205	71	2,662
United Kingdom	363	378	397	180	243	297	251	5	11	22	7	-	2,154
Sweden	397	81	262	353	120	662	38	8	3	5	-	-	1,929
Norway	12	11	5	6	1	11	249	240	197	258	3	-	993
Netherlands	16	130	-	-	-	7	138	40	40	103	156	-	630
France	-	-	1	88	46	11	47	10	9	-	49	-	261
Other	20	46	8	28	25	14	49	4	-	1	13	-	208
<b>Total</b>	<b>6,805</b>	<b>7,586</b>	<b>7,163</b>	<b>1,940</b>	<b>4,611</b>	<b>4,177</b>	<b>1,820</b>	<b>1,696</b>	<b>3,691</b>	<b>3,202</b>	<b>3,761</b>	<b>100</b>	<b>46,552</b>



RESETTLEMENT DEPARTURES BY COUNTRY OF ORIGIN													
Country of Origin	2014	2015	2016	2017	2018	2019	2020	2021	2022	2023	2024	2025	Total
Somalia	3,562	3,142	5,521	2,102	398	924	220	375	636	369	1,764	68	19,081
Ethiopia	480	645	1,265	663	282	309	45	87	179	196	462	19	4,632
Congo DR	560	874	1,621	730	643	611	64	630	592	426	914	28	7,693
South Sudan	92	136	412	272	100	94	19	245	293	204	940	51	2,858
Sudan	82	46	123	184	9	30	5	35	53	103	170	2	842
Eritrea	57	28	121	62	21	18	4	16	11	6	17	-	361
Burundi	23	30	70	50	81	133	22	54	51	36	133	1	684
Uganda	36	69	70	50	73	63	60	64	23	21	17	1	547
Rwanda	21	28	56	24	28	13	7	9	4	2	33	1	226
Other		3	27	4	6	26	12	2	-	-	8	3	91
<b>Total</b>	<b>4,913</b>	<b>5,001</b>	<b>9,286</b>	<b>4,141</b>	<b>1,641</b>	<b>2,221</b>	<b>458</b>	<b>1,517</b>	<b>1,842</b>	<b>1,363</b>	<b>4,458</b>	<b>174</b>	<b>37,015</b>

RESETTLEMENT DEPARTURES BY COUNTRY OF RESETTLEMENT													
Country of Resettlement	2014	2015	2016	2017	2018	2019	2020	2021	2022	2023	2024	2025	Total
USA	3,751	3,610	7,665	2,585	633	392	74	329	607	826	2,689	115	23,276
Canada	302	174	452	725	480	347	93	283	602	72	277	27	3,834
Germany	-	-	-	-	-	-	-	460	295	239	732	-	1,726
Australia	160	514	580	475	398	666	49	14	22	108	509	17	3,512
United Kingdom	279	308	267	248	111	163	19	2	21	37	163	15	1,633
Sweden	229	341	238	83	4	596	201	131	1	8	5	-	1,837
Norway	78	32	3	7	-	2	-	219	191	17	69	-	618
Netherlands	87	2	70	-	-	5	-	30	82	30	2	-	308
France	-	-	-	1	5	25	9	26	21	15	-	-	102
Other	27	20	11	17	10	25	13	23	-	11	12	-	169
<b>Total</b>	<b>4,913</b>	<b>5,001</b>	<b>9,286</b>	<b>4,141</b>	<b>1,641</b>	<b>2,221</b>	<b>458</b>	<b>1,517</b>	<b>1,842</b>	<b>1,363</b>	<b>4,458</b>	<b>174</b>	<b>37,015</b>



\*RST departures as at end of January 2025

**VOLUNTARY REPATRIATION FROM KENYA  
BY COUNTRY OF ORIGIN**

Country of Origin	Year														
	2012	2013	2014	2015	2016	2017	2018	2019	2020	2021	2022	2023	2024	2025	Total
Sudan	-	-	-	-	-	-	-	-	-	-	-	-	-	-	0
Burundi	4	-	-	-	-	-	586	156	60	1,024	1,255	247	1,590	-	4,922
Rwanda	1	-	-	-	-	-	-	-	-	-	-	-	-	-	1
Mozambique	-	-	-	-	-	4	-	-	-	-	-	-	-	-	4
Somalia	4	-	481	5,614	33,792	35,409	7,543	2,142	190	294	439	-	-	-	85,908
Congo, DRC	7	3	-	-	-	-	-	15	-	11	1	-	-	-	37
Ethiopia	-	-	-	-	-	-	1,963	5	79	761	-	-	-	-	2,808
Uganda	1	-	-	-	-	-	-	-	-	3	-	-	-	-	4
Other	-	-	-	-	6	-	1	19	-	-	-	-	-	-	26
<b>Total</b>	<b>17</b>	<b>3</b>	<b>481</b>	<b>5,614</b>	<b>33,798</b>	<b>35,413</b>	<b>10,093</b>	<b>2,337</b>	<b>329</b>	<b>2,093</b>	<b>1,695</b>	<b>247</b>	<b>1,590</b>	<b>0</b>	<b>93,710</b>

